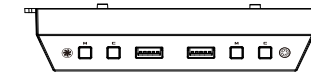



Package Contents / 包裝內容物

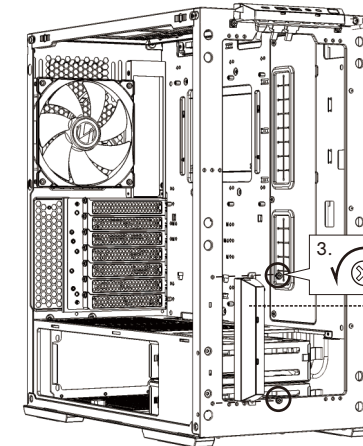


x 1 pcs

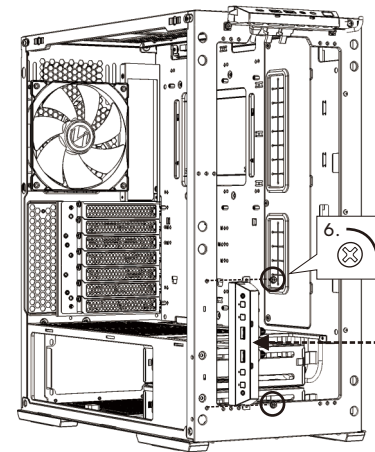
Installation / 安裝



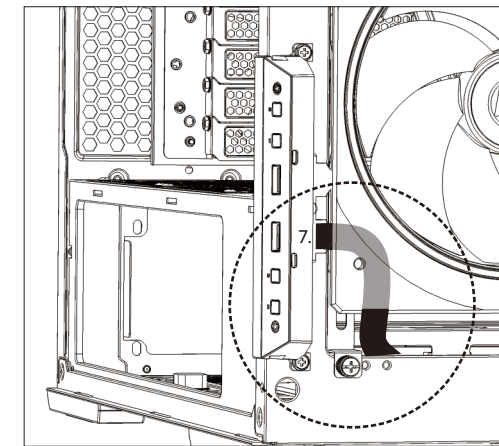
2. Remove the fan tray.
移除風扇架



4. Remove
移除



5. install
安裝



www.lian-li.com

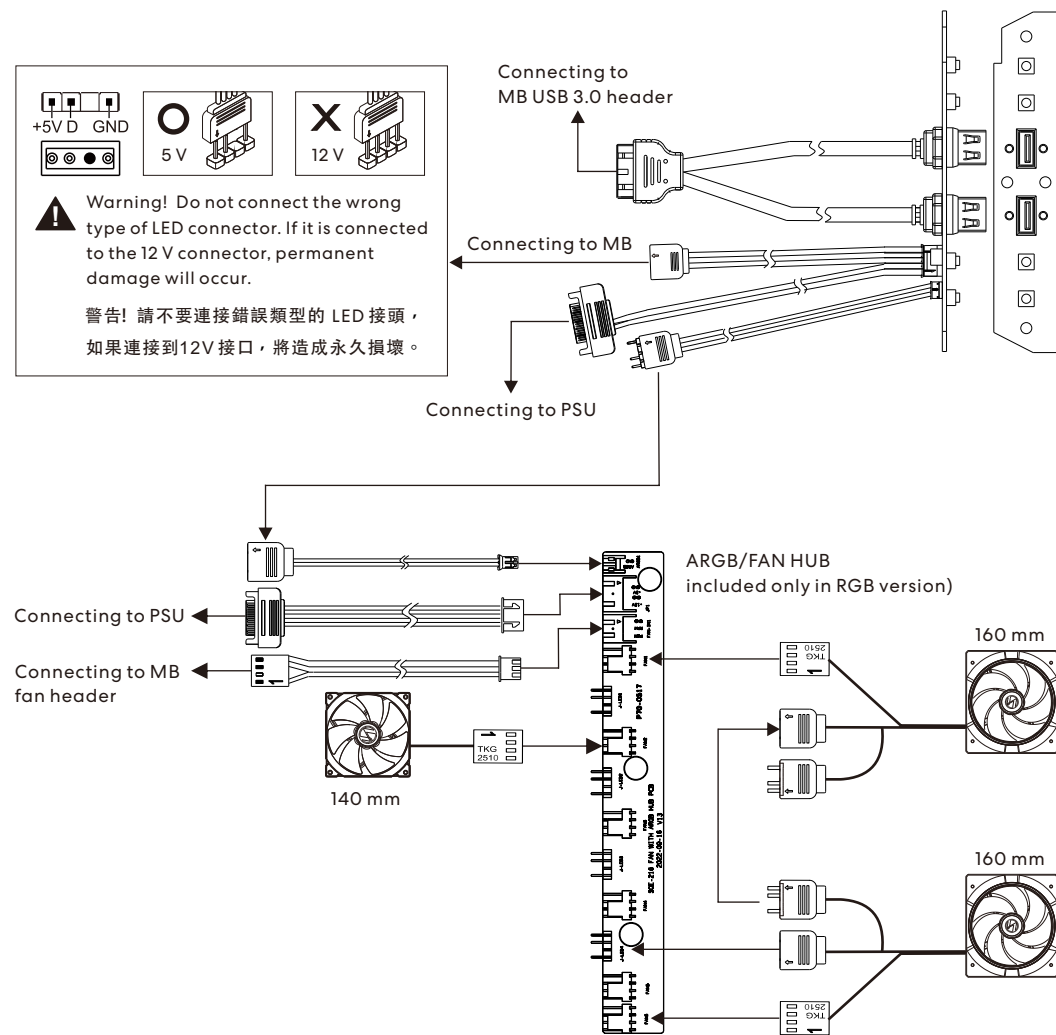


Use original screws.
使用原裝螺絲。

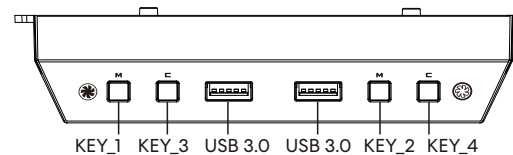


I/O cables route from the bottom.
I/O 線材從下方穿過。

Cable connection guide / 線材連接指南



I/O Ports Function / I/O Ports 功能說明



Function 功能	Action 行動	Note 備註
Fan Blade Lighting Effect Mode 風扇內圈 LED 動態燈效控制	Press KEY_1 按壓 KEY_1	
Fan Blade Lighting Effect Color 風扇內圈 LED 燈光顏色控制	Press KEY_3 按壓 KEY_3	
Fan Rim Lighting Effect Mode 風扇外圈 LED 動態燈效控制	Press KEY_2 按壓 KEY_2	
Fan Rim Lighting Effect Color 風扇外圈 LED 燈光顏色控制	Press KEY_4 按壓 KEY_4	
MB Sync 主板同步	Press KEY_1 or KEY_2 for 3 seconds KEY_1、KEY_2 任一鍵按壓3秒	Blink white color 3 times and pass control to motherboard 閃白光3次 進入同步
Quit MB Sync 解除主板同步	Press KEY_1 or KEY_2 once KEY_1、KEY_2 任一鍵按壓1次	Light effect reverts back to rainbow when disable combination 解除後回歸彩虹
Combine Fan Blades + Rim 鎖定風扇內圈及外圈燈效為一體式	Press KEY_1 + KEY_2 together for 3 seconds KEY_1 + KEY_2 一同按壓3秒	* Key_2 & Key_4 are NOT functional at combination * Combination Lighting Effect Mode: Press Key_1 * Combination Lighting Effect Color: Press Key_3 * 風扇一體式控制下 Key_2、Key_4 沒有作用, 控制由: * 按壓Key_1, 風扇一體式 LED動態燈效控制 * 按壓Key_3, 風扇一體式LED燈光顏色控制
Remove Combination 解除一體式	Press again KEY_1 + KEY_2 together for 3 seconds KEY_1 + KEY_2 一同按壓3秒	Light effect reverts back to rainbow when disable combination 解除後回歸彩虹

Lighting Effect Mode 燈光效果	Rainbow 彩虹	Cycle 流動	Warning 警示	Breathing 呼吸	Morph 漸變	Taichi 太極	Color Cycle 彩色循環
	Static 定色	Volume (combine only) 音量 (一體式)		Meteor (combine only) 流星 (一體式)			
Lighting Effect Color 燈光顏色	Purple 紫	Light Blue 天藍	Yellow 黃	White 白	Red 紅	Green 綠	Blue 藍