

### Overview

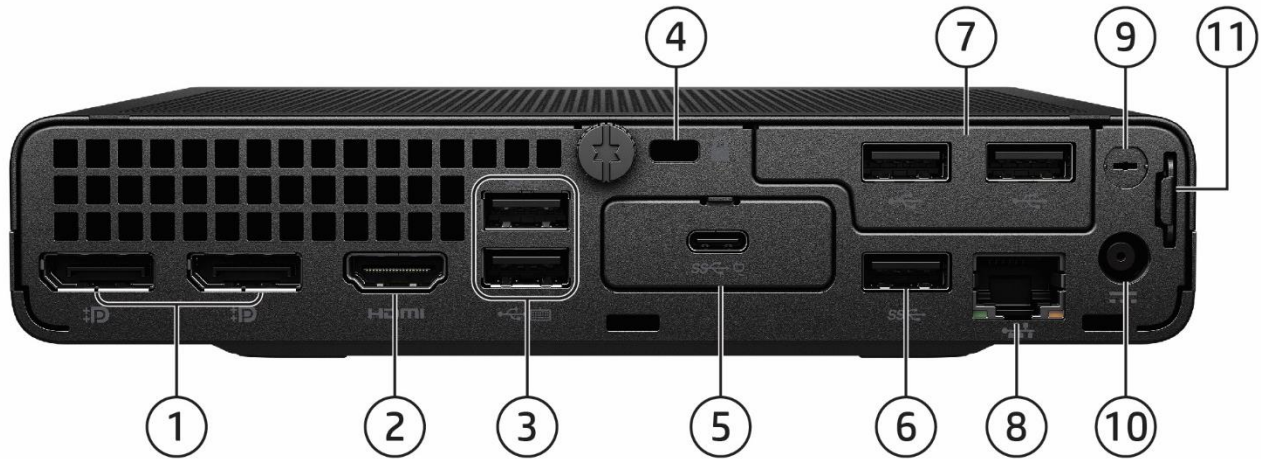
#### HP Elite Mini 800 G9 Desktop PC



1. Type-C® SuperSpeed USB 20Gbps signaling rate port (charge support up to 5V/3A)
2. Type-A SuperSpeed USB 10Gbps signaling rate port
3. Type-A SuperSpeed USB 10Gbps signaling rate port (Charge support up to 5V/1.5A)
4. Combo Audio Jack with CTIA and OMTP headset support
5. Dual-state power button
6. Hard drive activity light

### Overview

### HP Elite Mini 800 G9 Desktop PC



1. (2) Dual-Mode DisplayPort™ 1.4a (DP++)
2. HDMI port 2.1
3. (2) Type-A SuperSpeed USB 10Gbps signaling rate port (Supporting wake from S4/S5 with keyboard/mouse connected and enabled in BIOS)
4. Standard cable lock slot (10 mm)
5. (1) Flex Port 1, choice of:
  - HDMI 2.1
  - VGA
  - DisplayPort™ 1.4a with HBR3
  - Type-C™ SuperSpeed USB 10Gbps signaling rate port w/ DisplayPort™ Alt Mode and 100W Power Intake
  - Intel® I226V 2.5 Gigabit Network Connection LOM (non-vPro)
  - Dual Type A SuperSpeed USB 5Gbps signaling rate port
  - Fiber NIC 1Gbps<sup>1</sup>
  - Serial<sup>2</sup>
  - Thunderbolt 3.0 with USB 4.0<sup>2</sup>
6. Type-A SuperSpeed USB 10Gbps signaling rate port
7. (1) Flex Port 2<sup>3</sup>, choice of:
  - NVIDIA GeForce 3050 Ti discrete GPU
  - Dual Type-A Hi-Speed USB 480Mbps signaling rate port
  - Serial
  - Second external antenna
8. RJ45 network connector
9. External WLAN antenna opening<sup>3</sup>
10. Power connector
11. Retractable Padlock loop

### Not shown

#### Slots

- (1) Internal M.2 2230 connector for WLAN
- (2) Internal M.2 SSD storage 2280 connector<sup>4</sup>

#### Bays

- (1) 2.5-inch SATA drive Bay (not available on discrete graphics sku)


#### Mounting

- Support for
- Dual VESA Sleeve V4 Standalone
  - Quick Release Bracket
  - B200/B300/B500/B550/B560/B600 Mounting bracket
  - Integrated Work Center Stand
  - HP Single Monitor Arm

1. Fiber NIC 1Gbps cards would not be available in some selected Europe countries and Korea. And does not support PXE boot.
2. Sold separately or as an optional feature - Not sold in every region.
3. Must be configured at time of purchase.
4. When a 2nd M.2 SSD/HDD is installed after purchase in 65W CPU SKU configs, then After Market Option SATA Drive Bay Kit v2 (13L70AA) is needed.

### Overview

#### HP Elite SFF 800 G9 Desktop PC



1. Slim optical drive (optional)
2. Type-C® SuperSpeed USB 20Gbps signaling rate port (charge support up to 5V/3A)
3. (4) Type A SuperSpeed USB 10Gbps signaling rate port (1 with charge support up to 5V/1.5A)
4. SD 4 Card Reader (optional)
5. Combo Audio Jack with CTIA and OMTP headset support
6. Dual-state power button
7. Hard drive activity light


#### **Not shown**

- (1) PCI Express Gen4 x16<sup>1</sup>
- (1) PCI Express Gen3 x16 (wired as x4)
- (2) PCI Express x1
- (3) M.2 (1 as M.2 2230 socket for WLAN/Bluetooth® and 2 as M.2 2280 socket for storage)

1. Only discrete graphics cards can be inserted.

### Overview

### HP Elite SFF 800 G9 Desktop PC



- |   |   |
|---|---|
| <ol style="list-style-type: none"> <li>1. External antenna (select products only)</li> <li>2. Audio line-out jack (supports line-in re-tasking)</li> <li>3. (2) Dual-Mode DisplayPort™ 1.4a (DP++)</li> <li>4. HDMI port 1.4b</li> <li>5. Optional Serial port (shown here installed)</li> <li>6. Optional port, choice of (shown here USB-C® installed): <ul style="list-style-type: none"> <li>• DisplayPort™ 1.4a</li> <li>• HDMI 2.1</li> <li>• VGA</li> <li>• Serial</li> <li>• Dual Type-A SuperSpeed USB 5Gbps signaling rate port</li> <li>• USB-C® SuperSpeed 10Gbps signaling rate port (Alt Mode DP 1.4 with 15W output)</li> </ul> </li> <li>7. RJ45 network connector</li> </ol> | <ol style="list-style-type: none"> <li>8. (2) Type A Hi-Speed USB 480 Mbps signaling rate port with wake from S4/S5</li> <li>9. (3) Type A SuperSpeed USB 5Gbps signaling rate port</li> <li>10. (1) Type A Hi-Speed USB 480 Mbps signaling rate port</li> <li>11. Internal WLAN antenna cover (optional, shown here not installed)</li> <li>12. Standard cable lock slot</li> <li>13. Padlock loop</li> <li>14. External antenna (select products only)</li> <li>15. Intrusion sensor / hood lock (optional, shown here not installed)</li> <li>16. Integrated keyboard/mouse wire hoop</li> <li>17. Power cord connector</li> </ol> |
|---|---|

#### **Not shown**

##### **Optional Ports**

Thunderbolt™ 3 port card<sup>1</sup>

PS/2 & serial port card (connected to the mainboard via a flyer cable)<sup>1</sup>

Parallel port<sup>1</sup>

1. Each of the legacy port options would occupy one rear slot.


##### **Bays**

(2) 3.5" internal storage drive bay

(1) Slim optical drive bay (ODD or removable storage)

### Overview

#### HP Elite Tower 800/880 G9 Desktop PC



1. Slim optical drive bay (optional)
2. Slim optical bay for M.2 SSD (optional)
3. Hard drive activity light
4. Dual-state power button
5. Combo Audio Jack with CTIA and OMTP headset support
6. SD card 4.0 reader (optional)
7. (4) Type-A SuperSpeed USB 10Gbps signaling rate port (1 with charge support up to 5V/1.5A)
8. Type-C® SuperSpeed USB 20Gbps signaling rate port (charge support up to 5V/3A)

#### **Not shown**


- (1) PCI Express Gen4 x16<sup>1</sup>
- (1) PCI Express Gen3 x16 (wired as x4)
- (2) PCI Gen3 x1
- (3) M.2 (1 as M.2 2230 socket for WLAN/Bluetooth® and 2 as M.2 2280 socket for storage)

1. Only discrete graphics cards can be inserted.



### Overview

### HP Elite Tower Desk 800/880 G9 Desktop PC



- |  |   |
|--|---|
| <ol style="list-style-type: none"> <li>1. External WLAN antenna (select products only)</li> <li>2. Audio line-out jack (supports line-in re-tasking)</li> <li>3. (2) Dual-Mode DisplayPort™ 1.4a (DP++)</li> <li>4. HDMI port 1.4b</li> <li>5. Flex port, choice of (shown here HDMI installed):             <ul style="list-style-type: none"> <li>• DisplayPort™ 1.4a</li> <li>• HDMI 2.1</li> <li>• VGA</li> <li>• USB-C® SuperSpeed USB 10Gbps signaling rate port (USB-C® option has alt mode DisplayPort™ 1.4 and 15W output)</li> </ul> </li> <li>6. (2) Type A Hi-Speed USB 480 Mbps signaling rate port with wake from S4/S5</li> </ol> | <ol style="list-style-type: none"> <li>7. (3) Type A SuperSpeed USB 5Gbps signaling rate port</li> <li>8. (1) Type A Hi-Speed USB 480 Mbps signaling rate port</li> <li>9. Power cord connector</li> <li>10. Internal WLAN antenna (optional, shown here installed)</li> <li>11. RJ-45 (network) jack</li> <li>12. Serial port (optional, shown here installed)</li> <li>13. Integrated keyboard/mouse wire hoop</li> <li>14. Padlock loop</li> <li>15. Standard cable lock slot</li> </ol> |
|--|---|

#### **Not shown**

#### **Optional ports**

Thunderbolt™ 3 card<sup>1</sup>

PS/2 & serial port card (connected to mainboard via a flyer cable)<sup>1</sup>

Parallel Port<sup>1</sup>

#### **Bays**

(2) 3.5" internal storage drive bay

(2) Slim optical drive bay (ODD and removable storage)

1. Each of the legacy options will occupy one rear slot.

### Overview

### HP EliteOne 840 23.8 inch & 870 27 inch G9 All-in-One Desktop PC Touch/Non-Touch

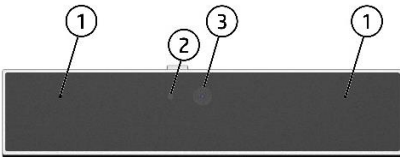


1. Camera (optional)
2. Speakers (optional)

### Overview

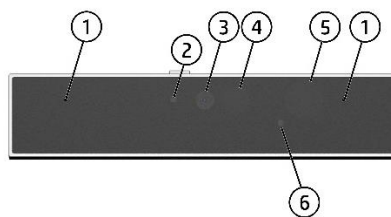
### HP EliteOne 840 23.8 inch & 870 27 inch G9 All-in-One Desktop PC Touch/Non-Touch

#### 5MP Webcam with Temporal Noise Reduction (TNR) (optional)



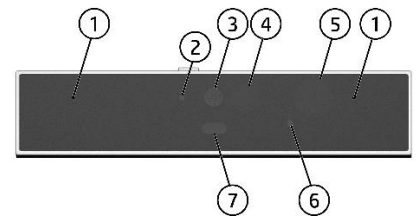
1. Dual Microphones
2. Webcam Light
3. Webcam

#### 5MP Webcam +IR Sensor + Time-of-Flight (TOF) Sensor (optional)



1. Dual Microphones
2. Webcam Light
3. Webcam
4. IR Sensor
5. IR Light
6. CLS Sensor

#### 16MP (4MP Binning) Swivel Webcam +IR Sensor + Color Light Sensor + Time of Flight Sensor (TOF) (optional)



1. Dual Microphones
2. Webcam Light
3. Webcam
4. IR Sensor
5. IR Light
6. CLS Sensor
7. TOF Sensor



### Overview

#### HP EliteOne 840 23.8 inch & 870 27 inch G9 All-in-One Desktop PC Touch/Non-Touch

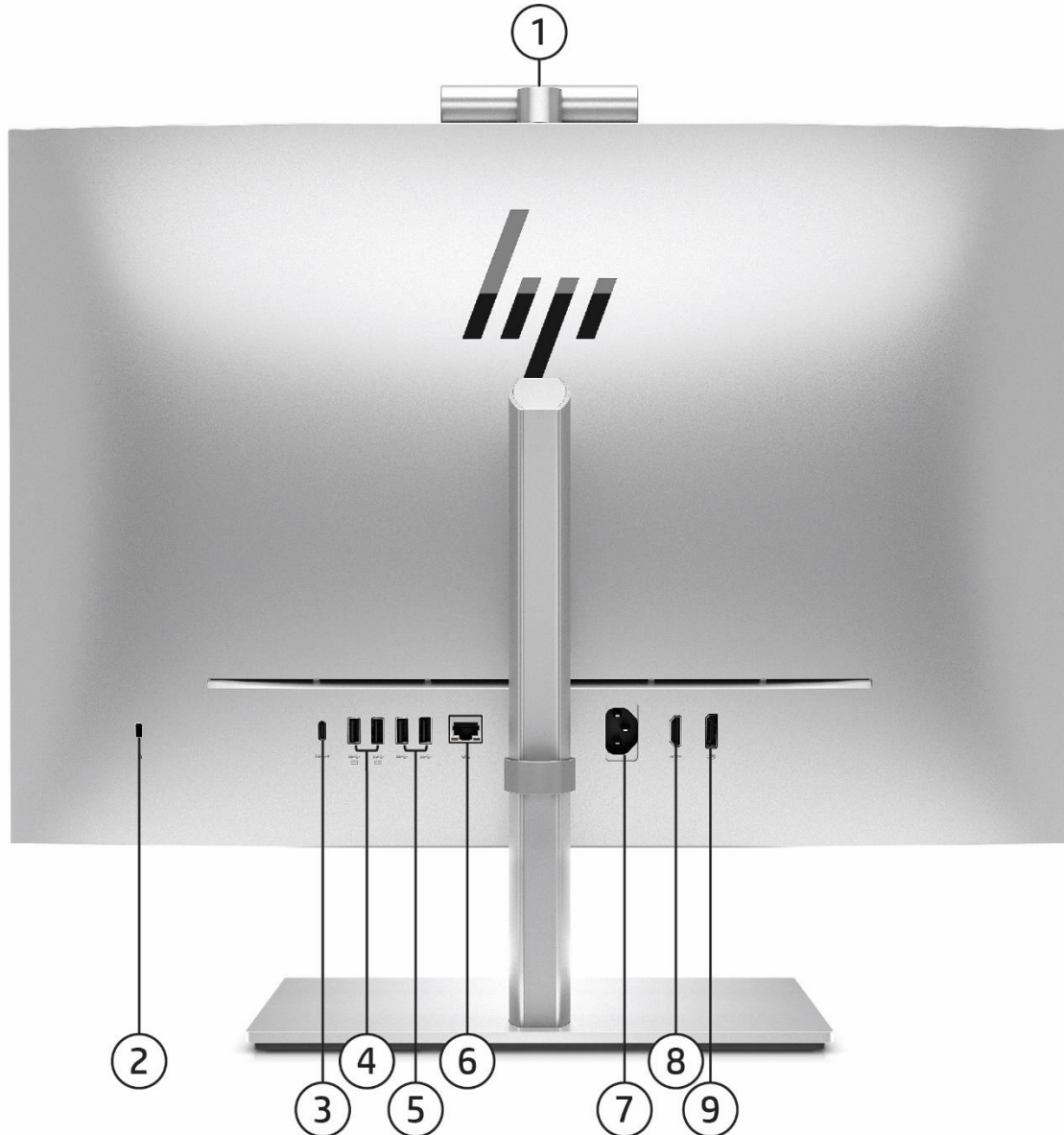


1. Type-A SuperSpeed USB 10Gbps signaling rate port (charge support up to 5V/3A)
2. Type-C® SuperSpeed USB 20Gbps signaling rate port (charge support up to 5V/3A)

3. Combo Audio Jack with CTIA and OMTP headset Support

### Overview

#### HP EliteOne 840 23.8 inch G9 All-in-One Desktop PC Touch/Non-Touch

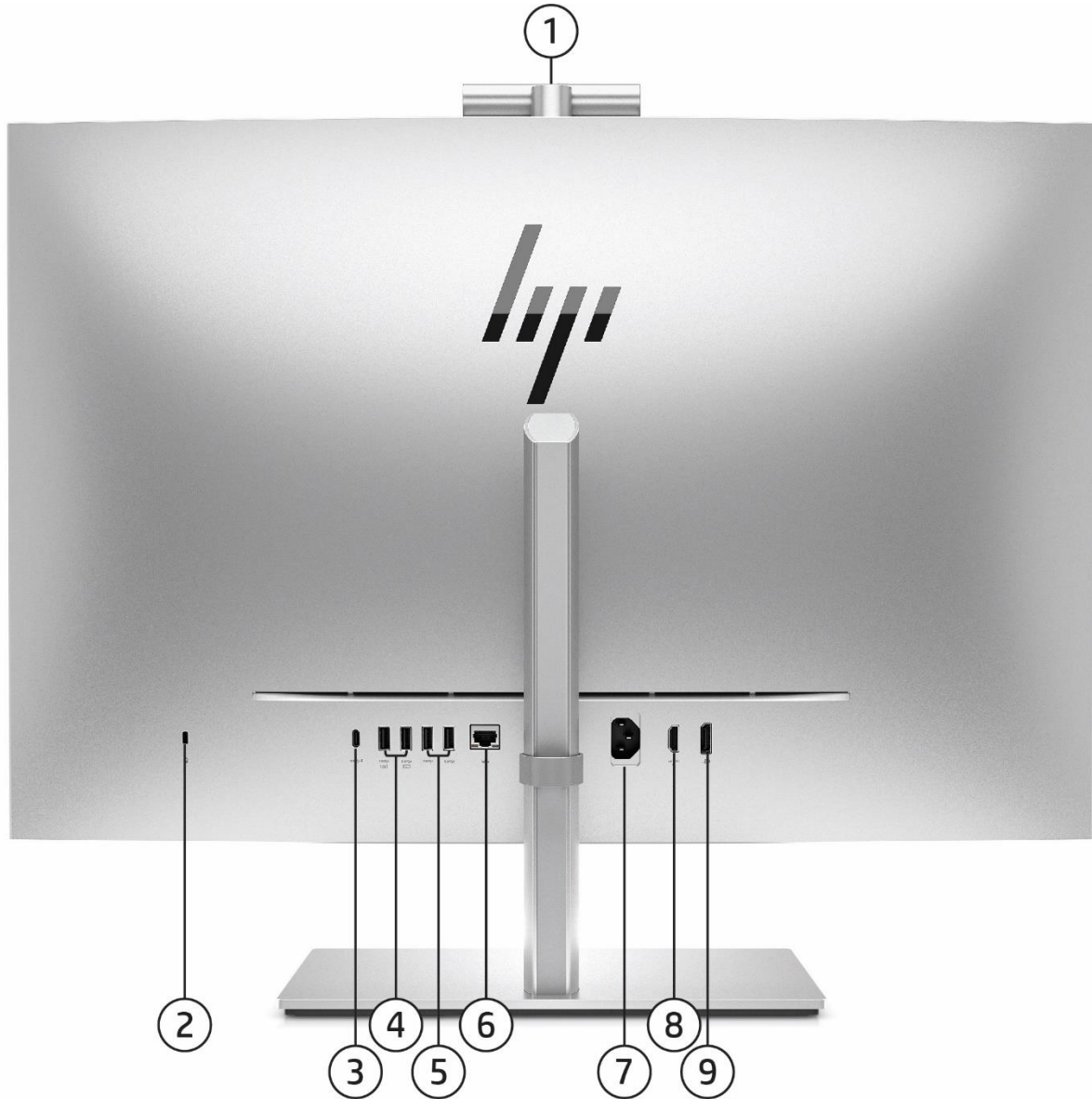


#### Rear components and rear ports

1. Camera (optional)
2. Standard Cable Lock Slot
3. Type-C® SuperSpeed USB 10Gbps signaling rate port (USB-C® option has alt mode DisplayPort™ 1.4 and 15W output)
4. Type-A SuperSpeed USB 5Gbps signaling rate port (x2)
5. Type-A SuperSpeed USB 10Gbps signaling rate port (x2)
6. RJ-45 network connector/jack
7. Power Connector
8. HDMI-in 1.4 connector
9. Dual-Mode DisplayPort™1.4 (DP++)

### Overview

#### HP EliteOne 870 27 inch G9 All-in-One Desktop PC Touch/Non-Touch

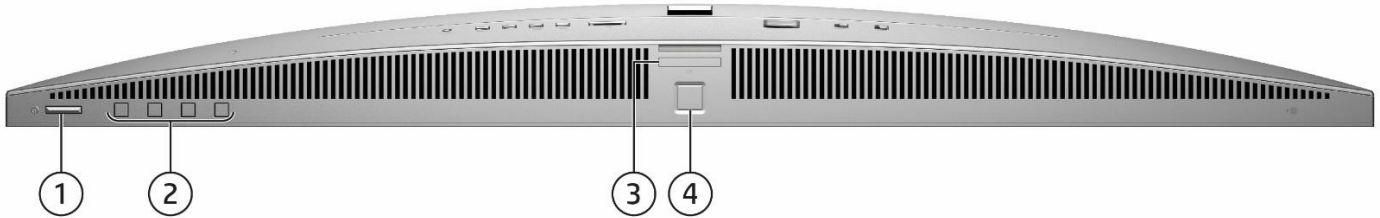


#### Rear components and rear ports

- |   |                                     |
|---|-------------------------------------|
| 1. Camera (optional)  | 6. RJ-45 network connector/jack     |
| 2. Standard Cable Lock Slot   | 7. Power Connector                  |
| 3. Type-C® SuperSpeed USB 10Gbps signaling rate port (USB-C® option has alt mode DisplayPort™ 1.4 and 15W output) | 8. HDMI-in 1.4 connector            |
| 4. Type-A SuperSpeed USB 5Gbps signaling rate port (x2)   | 9. Dual-Mode DisplayPort™1.4 (DP++) |
| 5. Type-A SuperSpeed USB 10Gbps signaling rate port (x2)  |                                     |

### Overview

### HP EliteOne 840 23.8 inch & 870 27 inch G9 All-in-One Desktop PC Touch/Non-Touch



#### Bottom

1. Dual-State Power button
2. OSD control buttons
3. SD card reader 4.0 (optional)
4. Fingerprint Sensor (optional)

#### **Not shown**

##### **Slots**

- (1) internal M.2 PCIe x1 connector for optional wireless NIC
- (3) internal M.2 PCIe x4 connector for optional M.2 SSD storage

##### **VESA**

Support for VESA 100 mounting system on back of PC chassis (mounting hardware sold separately)

### Features

#### AT A GLANCE

- Choice of four form factors: Tower, Small Form Factor, Mini Desktop and All-in-One.
- Latest commercial class Intel® Q670 chipsets supporting Intel® Core™ 12<sup>th</sup>, 13<sup>th</sup> and latest 14<sup>th</sup> Generation processors, featuring both integrated Intel® UHD Graphics and optional discrete graphics.
- Choice of Windows 11 Professional, Windows 11 Home, and FreeDOS.
- Dust filter available for the following platforms (Mini Desktop, PC SFF and Tower).
- Hardware feature highlights:
  1. All Form Factors:
    - Support up to 4 displays for UMA graphics configurations.
    - Up to 128 GB DDR5 Memory, Max Speed up to 4400 MT/s for TWR/SFF; Up to 64 GB DDR5 Memory, Max Speed 5600 MT/s for Mini/AiO with selected Intel® Core™ 14th Gen i5, i7 & i9 Processors.
    - Integrated 10/100/1000 Ethernet Controller, optional Wi-Fi 7, Wi-Fi 6E, Wi-Fi 6 (802.11ax) and Wi-Fi 5 (802.11ac) and Bluetooth®.
    - RAID 0 and RAID 1 support.
    - TUV Ultra Low Noise Certification on selected configuration.
  2. TWR/SFF:
    - Multiple video outputs via 2 standard video ports, optional Flex IO and discrete graphics.
    - Rear Flex IO choices of Serial, VGA, DisplayPort, HDMI & USB Type-C® with DisplayPort™ Output.
    - Total 11 USB ports including 10 USB-A and 1 USB Type-C®
  3. Mini:
    - Support up to 8 monitors via two standard DisplayPort™ 1.4a ports, one standard HDMI 2.1, and a configurable Flex I/O port for discrete Nvidia 3050Ti graphic card (3 mini-DisplayPort™ ports and 1 micro-HDMI video port) with all 4K resolution.
    - Configurable FlexPort which provides the following choices: HDMI 2.1, Serial, VGA, DisplayPort™ 1.4a, or USB Type-C® with DisplayPort™ 1.4 with Power Delivery, Thunderbolt 3 with USB4.0, Dual USB Type-A and Intel I226V-T1 2.5G LOM.
    - 2nd FlexPort available for configuration with the following ports: mini-DisplayPort™ ports and micro-HDMI (when configured with discrete graphic card), Serial, Dual USB Type-A, and 2nd external antenna.
    - Single cable scenario support when configured with FlexPort USB Type-C® with DisplayPort™ 1.4 with Power Delivery via selected HP monitors. Single Cable Scenario only supports on 35W CPU based UMA configs.
  4. AiO:
    - Support up to three (3) M.2 storage slots for a maximum of 6TB PCIe® NVMe™ M.2 SSD.
    - Audio by Bang & Olufsen with HP Noise Cancellation Software, HP Dynamic Audio, and HP Sound Calibration.
    - Enhanced video conferencing experience with HP Auto Frame, HP Auto Lock and Awake, HP Keystone Correction, Auto Camera Select, and Backlight/Lowlight Adjustments.
    - Multicamera software support of an additional webcam (optional) (sold separately).
    - HP Eye Ease TÜV Certified Integrated Low Blue Light panels.
    - Optional 27" QHD touchscreen with micro-edge bezel.
    - Optional 5MP or 16MP swivel camera with options for Temporal Noise Reduction, IR sensor, Time-of-Flight sensor, and Color Light sensor
    - HDMI-in enabled Monitor Mode which disassociates panel from CPU for use as strictly display only.

### Features

- Sustainability:
  1. ENERGY STAR® certified. EPEAT® Climate+ registered where applicable.
  2. High efficiency energy saving power supply.
  3. Recycled metals, low halogen & ocean bound plastics used in materials.
  4. 100% sustainably sourced and recyclable package.
  5. TCO edge for AiO & TCO 9.0 for TWR/SFF/Mini.
- Software, Security & Manageability
  1. Default vPro Enterprise with vPro capable Processors and WLAN card
  2. HP Wolf Security for Business includes HP Sure Click, HP Sure Sense and HP Sure Recovery
  3. HP Tamper lock
  4. HP Connect
  5. HP BIOSphere
- Protected by HP Services, including limited warranties up to 1-1-1 (terms and conditions vary by country; certain restrictions and exclusions apply); Care Packs are available up to 5 years Next Business Day Onsite Hardware Support.
- Power consumption of Desktop Mini PC varies per configuration, for the best user experience, please connect DC Jack while using USB-C® cable via Type-C® port in the rear side of the platform.

**NOTE: See important legal disclosures for all listed specs in their respective feature sections**



### Features

#### PRODUCT NAME

HP Elite Mini 800 G9 Desktop PC  
HP Elite SFF 800 G9 Desktop PC  
HP Elite Tower 800/880 G9 Desktop PC  
HP EliteOne 840 23.8 inch G9 All-in-One Desktop PC  
HP EliteOne 870 27 inch G9 All-in-One Desktop PC

#### OPERATING SYSTEM

**Preinstalled**

- Windows 11 Pro<sup>1</sup>
- Windows 11 Pro Education<sup>1</sup>
- Windows 11 Home - HP recommends Windows 11 Pro for business<sup>1</sup>
- Windows 11 Home Single Language - HP recommends Windows 11 Pro for business<sup>1</sup>
- Windows 11 Pro (Windows 11 Enterprise or Windows 10 Enterprise available with a Volume Licensing Agreement)<sup>1</sup>
- FreeDOS

1. Not all features are available in all editions or versions of Windows. Systems may require upgraded and/or separately purchased hardware, drivers, software or BIOS update to take full advantage of Windows functionality. Windows is automatically updated and enabled. High speed internet and Microsoft account required. ISP fees may apply and additional requirements may apply over time for updates. See <http://www.windows.com>.

#### CHIPSET

|             | <u>Mini</u> | <u>SFF</u> | <u>TWR</u> | <u>AiO</u> |
|-------------|-------------|------------|------------|------------|
| Intel® Q670 | <b>X</b>    | <b>X</b>   | <b>X</b>   | <b>X</b>   |

### Features

#### PROCESSORS

| <b>Intel® 12<sup>th</sup> Generation Core™ Processors</b>  | <b><u>Mini</u></b> | <b><u>SFF</u></b> | <b><u>TWR</u></b> | <b><u>AiO</u></b> |
|--|--------------------|-------------------|-------------------|-------------------|
| Intel® Core™ i9-12900 Processor with Intel® UHD Graphics 770 (2.4GHz, up to 5.1 GHz with Intel® Turbo Boost Max Technology <sup>1</sup> , 30MB L3 cache, 16 cores) 65W <sup>2</sup> .<br>Supports Intel® vPro® Technology <sup>3</sup> | <b>X</b>           | <b>X</b>          | <b>X</b>          | <b>X</b>          |
| Intel® Core™ i9-12900T Processor with Intel® UHD Graphics 770 (1.4GHz, up to 4.9GHz with Intel® Turbo Boost Technology <sup>1</sup> , 30MB cache, 16 cores) 35W <sup>2</sup> .<br>Supports Intel® vPro® Technology <sup>3</sup>        | <b>X</b>           |                   |                   |                   |
| Intel® Core™ i7-12700 processor with Intel® UHD Graphics 770 (2.1 GHz, up to 4.9 GHz with Intel® Turbo Boost Technology <sup>1</sup> , 25 MB L3 cache, 12 cores) 65W <sup>2</sup><br>Supports Intel® vPro® Technology <sup>3</sup>     | <b>X</b>           | <b>X</b>          | <b>X</b>          | <b>X</b>          |
| Intel® Core™ i7-12700T Processor with Intel® UHD Graphics 770 (1.4 GHz, up to 4.7 GHz with Intel® Turbo Boost Technology <sup>1</sup> , 25MB cache, 12 cores) 35W <sup>2</sup> .<br>Supports Intel® vPro® Technology <sup>3</sup>      | <b>X</b>           |                   |                   |                   |
| Intel® Core™ i5-12600 processor with Intel® UHD Graphics 770 (3.3 GHz, up to 4.8 GHz with Intel Turbo Boost Technology <sup>1</sup> , 18 MB cache, 6 cores) 65W <sup>2</sup> .<br>Supports Intel® vPro® Technology <sup>3</sup>        | <b>X</b>           | <b>X</b>          | <b>X</b>          | <b>X</b>          |
| Intel® Core™ i5-12600T processor with Intel® UHD Graphics 770 (2.1GHz, up to 4.6 GHz with Intel Turbo Boost Technology <sup>1</sup> , 18 MB cache, 6 cores) 35W <sup>2</sup> .<br>Supports Intel® vPro® Technology <sup>3</sup>        | <b>X</b>           |                   |                   |                   |
| Intel® Core™ i5-12500 processor with Intel® UHD Graphics 770 (3.0GHz, up to 4.6 GHz with Intel Turbo Boost Technology <sup>1</sup> , 18 MB cache, 6 cores) 65W <sup>2</sup> .<br>Supports Intel® vPro® Technology <sup>3</sup>         | <b>X</b>           | <b>X</b>          | <b>X</b>          | <b>X</b>          |
| Intel® Core™ i5-12500T processor with Intel® UHD Graphics 770 (2.0GHz, up to 4.4 GHz with Intel Turbo Boost Technology <sup>1</sup> , 18 MB cache, 6 cores) 35W <sup>2</sup> .<br>Supports Intel® vPro® Technology <sup>3</sup>        | <b>X</b>           |                   |                   |                   |
| Intel® Core™ i5-12400 processor with Intel® UHD Graphics 730 (2.5 GHz, up to 4.4 GHz with Intel Turbo Boost Technology <sup>1</sup> , 18 MB cache, 6 cores) 65W <sup>2</sup> .   | <b>X</b>           | <b>X</b>          | <b>X</b>          | <b>X</b>          |
| Intel® Core™ i5-12400T processor with Intel® UHD Graphics 730 (1.8GHz, up to 4.2 GHz with Intel Turbo Boost Technology <sup>1</sup> , 18 MB cache, 6 cores) 35W <sup>2</sup> .   | <b>X</b>           |                   |                   |                   |
| Intel® Core™ i3-12300 processor with Intel® UHD Graphics 730 (3.5GHz, up to 4.4 GHz with Intel Turbo Boost Technology <sup>1</sup> , 12 MB cache, 4 cores) 65W <sup>2</sup> .  | <b>X</b>           | <b>X</b>          | <b>X</b>          | <b>X</b>          |
| Intel® Core™ i3-12300T processor with Intel® UHD Graphics 730 (2.3GHz, up to 4.2 GHz with Intel Turbo Boost Technology <sup>1</sup> , 12 MB cache, 4 cores) 35W <sup>2</sup> .   | <b>X</b>           |                   |                   |                   |
| Intel® Core™ i3-12100 processor with Intel® UHD Graphics 730 (3.3GHz, up to 4.3 GHz with Intel Turbo Boost Technology <sup>1</sup> , 12 MB cache, 4 cores) 65W <sup>2</sup> .  | <b>X</b>           | <b>X</b>          | <b>X</b>          | <b>X</b>          |

# QuickSpecs

## Features

|  |             |            |            |            |
|--|-------------|------------|------------|------------|
| Intel® Core™ i3-12100T processor with Intel® UHD Graphics 730 (2.2GHz, up to 4.1 GHz with Intel Turbo Boost Technology <sup>1</sup> , 12 MB cache, 4 cores) 35W <sup>2</sup> .   | <b>X</b>    |            |            |            |
| <b>Intel® 13<sup>th</sup> Generation Core™ Processors</b>  | <b>Mini</b> | <b>SFF</b> | <b>TWR</b> | <b>AiO</b> |
| Intel® Core™ i9-13900 Processor with Intel® UHD Graphics 770 (P-core Max turbo frequency up to 5.2 GHz, up to 5.5 GHz with Intel® Turbo Boost Max Technology <sup>1</sup> , 36MB L3 cache, 24 cores) 65W <sup>2</sup> .<br>Supports Intel® vPro® Technology <sup>3</sup> | <b>X</b>    | <b>X</b>   | <b>X</b>   | <b>X</b>   |
| Intel® Core™ i9-13900T Processor with Intel® UHD Graphics 770 (P-core Max turbo frequency up to 5.1 GHz, up to 5.3GHz with Intel® Turbo Boost Technology <sup>1</sup> , 36MB cache, 24 cores) 35W <sup>2</sup> .<br>Supports Intel® vPro® Technology <sup>3</sup>        | <b>X</b>    |            |            |            |
| Intel® Core™ i7-13700 processor with Intel® UHD Graphics 770 (P-core Max turbo frequency up to 5.1 GHz, up to 5.2 GHz with Intel® Turbo Boost Technology <sup>1</sup> , 30 MB L3 cache, 16 cores) 65W <sup>2</sup> .<br>Supports Intel® vPro® Technology <sup>3</sup>    | <b>X</b>    | <b>X</b>   | <b>X</b>   | <b>X</b>   |
| Intel® Core™ i7-13700T Processor with Intel® UHD Graphics 770 (P-core Max turbo frequency up to 4.8 GHz, up to 4.9 GHz with Intel® Turbo Boost Technology <sup>1</sup> , 30MB cache, 16 cores) 35W <sup>2</sup> .<br>Supports Intel® vPro® Technology <sup>3</sup>       | <b>X</b>    |            |            |            |
| Intel® Core™ i5-13600 processor with Intel® UHD Graphics 770 (P-core Max turbo frequency up to 5.0 GHz, 24 MB cache, 14 cores) 65W <sup>2</sup> .<br>Supports Intel® vPro® Technology <sup>3</sup>   | <b>X</b>    | <b>X</b>   | <b>X</b>   | <b>X</b>   |
| Intel® Core™ i5-13600T processor with Intel® UHD Graphics 770 (P-core Max turbo frequency up to 4.8 GHz, 20 MB cache, 14 cores) 35W <sup>2</sup> .<br>Supports Intel® vPro® Technology <sup>3</sup>  | <b>X</b>    |            |            |            |
| Intel® Core™ i5-13500 processor with Intel® UHD Graphics 770 (P-core Max turbo frequency up to 4.8 GHz, 24 MB cache, 14 cores) 65W <sup>2</sup> .<br>Supports Intel® vPro® Technology <sup>3</sup>   | <b>X</b>    | <b>X</b>   | <b>X</b>   | <b>X</b>   |
| Intel® Core™ i5-13500T processor with Intel® UHD Graphics 770 (P-core Max turbo frequency up to 4.6 GHz, 20 MB cache, 14 cores) 35W <sup>2</sup> .<br>Supports Intel® vPro® Technology <sup>3</sup>  | <b>X</b>    |            |            |            |
| Intel® Core™ i5-13400 processor with Intel® UHD Graphics 730 (P-core Max turbo frequency up to 4.6 GHz, 20 MB cache, 10 cores) 65W <sup>2</sup> .  | <b>X</b>    | <b>X</b>   | <b>X</b>   | <b>X</b>   |
| Intel® Core™ i5-13400T processor with Intel® UHD Graphics 730 (P-core Max turbo frequency up to 4.4 GHz, 20 MB cache, 10 cores) 35W <sup>2</sup> .   | <b>X</b>    |            |            |            |
| Intel® Core™ i3-13100 processor with Intel® UHD Graphics 730 (P-core Max turbo frequency up to 4.5 GHz, 12 MB cache, 4 cores) 65W <sup>2</sup> .   | <b>X</b>    | <b>X</b>   | <b>X</b>   | <b>X</b>   |
| Intel® Core™ i3-13100T processor with Intel® UHD Graphics 730 (P-core Max turbo frequency up to 4.2 GHz, 12 MB cache, 4 cores) 35W <sup>2</sup> .  | <b>X</b>    |            |            |            |

### Features

| <b>Intel® 14<sup>th</sup> Generation Core™ Processors</b>  | <b><u>Mini</u></b> | <b><u>SFF</u></b> | <b><u>TWR</u></b> | <b><u>AiO</u></b> |
|--|--------------------|-------------------|-------------------|-------------------|
| Intel® Core™ i9-14900 with Intel UHD Graphics 770 (1.5 GHz E-core base frequency, 2.0 GHz P-core base frequency, up to 4.3 GHz E-core Max Turbo frequency, up to 5.4 GHz P-core Max Turbo frequency, 36 MB L3 cache, 8 P-cores and 16 E-cores, 32 threads), supports Intel® vPro® Technology   | <b>X</b>           | <b>X</b>          | <b>X</b>          | <b>X</b>          |
| Intel® Core™ i9-14900T with Intel UHD Graphics 770 (0.8 GHz E-core base frequency, 1.1 GHz P-core base frequency, up to 4.0 GHz E-core Max Turbo frequency, up to 5.1 GHz P-core Max Turbo frequency, 36 MB L3 cache, 8 P-cores and 16 E-cores, 32 threads), supports Intel® vPro® Technology; | <b>X</b>           |                   |                   |                   |
| Intel® Core™ i7-14700 with Intel UHD Graphics 770 (1.5 GHz E-core base frequency, 2.1 GHz P-core base frequency, up to 4.2 GHz E-core Max Turbo frequency, up to 5.3 GHz P-core Max Turbo frequency, 33 MB L3 cache, 8 P-cores and 12 E-cores, 28 threads), supports Intel® vPro® Technology;  | <b>X</b>           | <b>X</b>          | <b>X</b>          | <b>X</b>          |
| Intel® Core™ i7-14700T with Intel UHD Graphics 770 (0.9 GHz E-core base frequency, 1.3 GHz P-core base frequency, up to 3.7 GHz E-core Max Turbo frequency, up to 5.0 GHz P-core Max Turbo frequency, 33 MB L3 cache, 8 P-cores and 12 E-cores, 28 threads), supports Intel® vPro® Technology; | <b>X</b>           |                   |                   |                   |
| Intel® Core™ i5-14500 with Intel UHD Graphics 770 (1.9 GHz E-core base frequency, 2.6 GHz P-core base frequency, up to 3.7 GHz E-core Max Turbo frequency, up to 5.0 GHz P-core Max Turbo frequency, 24 MB L3 cache, 6 P-cores and 8 E-cores, 20 threads), supports Intel® vPro® Technology;   | <b>X</b>           | <b>X</b>          | <b>X</b>          | <b>X</b>          |
| Intel® Core™ i5-14500T with Intel UHD Graphics 770 (1.2 GHz E-core base frequency, 1.7 GHz P-core base frequency, up to 3.4 GHz E-core Max Turbo frequency, up to 4.8 GHz P-core Max Turbo frequency, 24 MB L3 cache, 6 P-cores and 8 E-cores, 20 threads), supports Intel® vPro® Technology;  | <b>X</b>           |                   |                   |                   |
| Intel® Core™ i3-14100 with Intel UHD Graphics 730 (3.5 GHz P-core base frequency, up to 4.7 GHz P-core Max Turbo frequency, 12 MB L3 cache, 4 P-cores, 8 threads)  | <b>X</b>           | <b>X</b>          | <b>X</b>          | <b>X</b>          |
| Intel® Core™ i3-14100T with Intel UHD Graphics 730 (2.7 GHz P-core base frequency, up to 4.4 GHz P-core Max Turbo frequency, 12 MB L3 cache, 4 P-cores, 8 threads)   | <b>X</b>           |                   |                   |                   |

1. Intel® Turbo Boost technology requires a PC with a processor with Intel Turbo Boost capability. Intel Turbo Boost performance varies depending on hardware, software and overall system. See <http://www.intel.com/technology/turboboost> for more information.

2. Multi-core is designed to improve performance of certain software products. Not all customers or software applications will necessarily benefit from use of this technology. Performance and clock frequency will vary depending on application workload and your hardware and software configurations. Intel's numbering, branding and/or naming is not a configuration measurement of higher performance.

3. Intel vPro® requires Windows 10 Pro 64 bit or higher, a vPro supported processor, vPro enabled chipset, vPro enabled wired LAN and/or Wi-Fi 6E WLAN and TPM 2.0. Some functionality requires additional 3rd party software in order to run. Features of vPro® Essentials and Enterprise vary. See <http://intel.com/vpro>.

### Features

#### GRAPHICS

##### Integrated Intel® Graphics

|  | <u>Mini</u> | <u>SFF</u> | <u>TWR</u> | <u>AiO</u> |
|--|-------------|------------|------------|------------|
| Intel® UHD Graphics 770 (integrated in 12 <sup>th</sup> & 13 <sup>th</sup> gen Core i5-1x500(T), and above processors) | X           | X          | X          | X          |
| Intel® UHD Graphics 730 (integrated in 12 <sup>th</sup> & 13 <sup>th</sup> gen Core i5-1x400(T), and i3 processors)    | X           | X          | X          | X          |

##### Optional Discrete Graphics Solutions

|   | <u>Mini</u>    | <u>SFF</u> | <u>TWR</u> | <u>AiO</u> |
|---|----------------|------------|------------|------------|
| NVIDIA GeForce RTX 4060 8 GB GDDR6 Graphics Card <sup>1</sup>     |                |            | X          |            |
| NVIDIA® GeForce® RTX 3050Ti 4GB GDDR6 Graphics card               | X <sup>2</sup> |            |            | X          |
| NVIDIA® GeForce® RTX 3050 8GB GDDR6 Graphics card <sup>1, 3</sup> |                |            | X          |            |
| NVIDIA® GeForce® RTX 3060 12GB GDDR6 Graphics card <sup>1</sup>   |                |            | X          |            |
| NVIDIA® A400 4GB GDDR6 Graphics card                              |                | X          | X          |            |
| NVIDIA® T400 2GB Graphics Card                                    |                | X          | X          |            |
| NVIDIA® T400 4GB GDDR6 Graphics card                              |                | X          | X          |            |
| Intel® Arc™ A380 6GB GDDR6 Graphics card <sup>3</sup>             |                |            | X          |            |
| AMD Radeon™ RX 6300 2GB GDDR6 Graphics card                       |                | X          | X          |            |

1. Not available with the 260W chassis.

2. Only available on the Desktop Mini with a 35W Processor and supports (3) Mini DP 1.4 Ports and (1) Micro –HDMI 2.0 port in order to drive up to 8 displays directly on the Desktop Mini.

3. Only available with the 13<sup>th</sup> & 14<sup>th</sup> Generation processors.

##### Adapters and Cables

|   | <u>Mini</u> | <u>SFF</u> | <u>TWR</u> | <u>AiO</u> |
|---|-------------|------------|------------|------------|
| HP DisplayPort™ Cable                   | X           | X          | X          | X          |
| HP DisplayPort™ to DVI-D Adapter        | X           |            |            | X          |
| HP DisplayPort™ to HDMI True 4K Adapter | X           | X          | X          | X          |
| HP DisplayPort™ to VGA Adapter          | X           | X          | X          | X          |
| HP USB to Serial Port Adapter           | X           | X          | X          | X          |
| HP USB-C® to HDMI Adapter               |             |            |            | X          |
| HP USB-C® to DisplayPort™ Adapter       |             |            |            | X          |
| HP HDMI Standard Cable Kit (HDMI)       |             | X          | X          | X          |
| 50cm USB-C Cable (100W power delivery)  | X           |            |            |            |

### Features

#### STORAGE

**NOTE:** Starting November 1, 2023, HP PCs with Windows require Windows to be installed on SSD.

HDD can only be configured as additional data drives and not as the boot drive.

**NOTE:** SATA RAID and NVME RAID can be supported simultaneously when customers configure on their own.

#### 3.5 inch SATA Hard Disk Drives (HDD)

|                       | <u>Mini</u> | <u>SFF</u> | <u>TWR</u> | <u>AiO</u> |
|-----------------------|-------------|------------|------------|------------|
| 1TB* 7200RPM SATA HDD |             | X          | X          |            |
| 2TB* 7200RPM SATA HDD |             | X          | X          |            |

#### 2.5 inch SATA Hard Disk Drives (HDD)

|                       | <u>Mini</u> | <u>SFF**</u> | <u>TWR**</u> | <u>AiO</u> |
|-----------------------|-------------|--------------|--------------|------------|
| 1TB* 7200RPM SATA HDD | X           | X            | X            |            |

\* Storage DriveLock does not work with Self Encrypting or Optane based storage.

\*\* 2.5 inch SATA Hard Disk Drives are only available with the removable Hard Disk Drive carrier, and as the primary drive only on Tower and SFF.

#### M.2 PCIe NVMe Solid State Drives (SSD)<sup>1</sup>

|   | <u>Mini</u> | <u>SFF</u> | <u>TWR</u> | <u>AiO</u> |
|---|-------------|------------|------------|------------|
| 256GB M.2 2280 PCIe NVMe SSD  | X           | X          | X          | X          |
| 512GB M.2 2280 PCIe NVMe SSD  | X           | X          | X          | X          |
| 1TB M.2 2280 PCIe NVMe SSD  | X           | X          | X          | X          |
| 512GB M.2 2280 PCIe NVMe Three Layer Cell SSD                                   | X           | X          | X          | X          |
| 1TB M.2 2280 PCIe NVMe Three Layer Cell SSD                                     | X           | X          | X          | X          |
| 2TB M.2 2280 PCIe NVMe Three Layer Cell SSD                                     | X           | X          | X          | X          |
| 512GB M.2 2280 PCIe NVMe Self Encrypted OPAL2 Three Layer Cell SSD <sup>2</sup> | X           | X          | X          | X          |
| 256GB M.2 2280 PCIe OPAL2 NVMe SSD  | X           | X          | X          | X          |

1. For hard drives and solid state drives, GB = 1 billion bytes. TB = 1 trillion bytes. Actual formatted capacity is less. Up to 36 GB (for Windows) of system disk is reserved for the system recovery software.

2. Storage DriveLock does not work with Self Encrypting or Optane based storage.

#### Optical Disc Drives

|   | <u>Mini</u> | <u>SFF</u> | <u>TWR</u> | <u>AiO</u> |
|---|-------------|------------|------------|------------|
| HP 9.5mm Slim DVD-ROM Drive <sup>1</sup>    |             | X          | X          |            |
| HP 9.5mm Slim DVD Writer Drive <sup>1</sup> |             | X          | X          |            |

1. HD-DVD disks cannot be played on this drive. No support for DVD-RAM. Actual speeds may vary. Don't copy copyright-protected materials. Double Layer discs can store more data than single layer discs. Discs burned with this drive may not be compatible with many existing single-layer DVD drives and players.

#### Media Card Reader

|   | <u>Mini</u> | <u>SFF</u> | <u>TWR</u> | <u>AiO</u> |
|---|-------------|------------|------------|------------|
| SD 4.0 with 5-in-1 Interface (Supports SD, SDXC, SDHC, UHS-I, UHS-II) |             | X          | X          | X          |

**NOTE:** For hard drives and solid state drives, GB = 1 billion bytes. TB = 1 trillion bytes. Actual formatted capacity is less. Up to 36 GB (for Windows) of system disk is reserved for the system recovery software.



### Features

#### MEMORY

##### Memory Type

|  | <u>Mini</u> | <u>SFF*</u> | <u>TWR*</u> | <u>AiO</u> |
|--|-------------|-------------|-------------|------------|
| DDR5-4800 (Transfer rates up to 4800 MT/s), Max 64 GB, 2 SO-DIMM | X           |             |             | X          |
| DDR5-4800 (Transfer rates up to 4800 MT/s), Max 128 GB, 4 UDIMM  |             | X           | X           |            |
| DDR5-5600 (Transfer rates up to 5600 MT/s), Max 64 GB, 2 SO-DIMM | X           |             |             | X          |

**\*NOTE:** Memory modules support data transfer rates up to 4800 MT/s; system speed up to 4400 MT/s, following Intel's design guideline. Actual data rate is determined by the system configuration.

**\*NOTE:** System architecture design is 2 DIMMS per channel and the population starts from the furthest memory slot from the processor.

**\*NOTE:** Symmetric configurations are required for the 2 DIMMs within the same memory channel.

**\*NOTE:** To achieve optimal memory speed, HP strongly recommends using identical memory modules (e.g., same capacity, same part number and from the same supplier) within the same memory channel

**\*NOTE:** All memory slots are customer accessible / upgradeable.

##### Memory Configuration

|                  | <u>Mini</u> | <u>SFF</u> | <u>TWR</u> | <u>AiO</u> |
|------------------|-------------|------------|------------|------------|
| 8GB (1 x 8GB)    | X           | X          | X          | X          |
| 16GB (2 x 8GB)   | X           | X          | X          | X          |
| 32GB (4 x 8GB)   |             | X          | X          |            |
| 16GB (1 x 16GB)  | X           | X          | X          | X          |
| 32GB (2 x 16GB)  | X           | X          | X          | X          |
| 64GB (4 x 16GB)  |             | X          | X          |            |
| 32GB (1 x 32GB)  | X           | X          | X          | X          |
| 64GB (2 x 32GB)  | X           | X          | X          | X          |
| 128GB (4 x 32GB) |             | X          | X          |            |

### Features

#### NETWORKING/COMMUNICATIONS

##### Ethernet (RJ-45)

|  | <u>Mini</u> | <u>SFF</u> | <u>TWR</u> | <u>AiO</u> |
|--|-------------|------------|------------|------------|
| Intel® I219-LM 1 Gigabit Network Connection LOM (vPro)       | X           | X          | X          | X          |
| Network Adapter Intel FoxPond1 I225-T1 2.5GbE                |             |            |            |            |
| Intel I226-T1 2.5GbE Ethernet Network Adapter <sup>1</sup>   |             | X          | X          |            |
| Intel® I226V 2.5 Gigabit Network Connection LOM <sup>1</sup> | X           |            |            |            |

##### Wireless

|  | <u>Mini</u> | <u>SFF</u> | <u>TWR</u> | <u>AiO</u> |
|--|-------------|------------|------------|------------|
| Intel Wi-Fi 7 BE200 +Bluetooth® 5.4 Wireless Card non-vPro   | X           | X          | X          | X          |
| Intel Wi-Fi 7 BE200 +Bluetooth® 5.4 Wireless Card vPro   | X           | X          | X          | X          |
| Intel® Wi-Fi 6E AX211 + Bluetooth® 5.3 Wireless Card (802.11AX 2x2 vPro, supporting gigabit data rate <sup>2</sup> )     | X           | X          | X          | X          |
| Intel® Wi-Fi 6E AX211 + Bluetooth® 5.3 Wireless Card (802.11AX 2x2 non-vPro, supporting gigabit data rate <sup>2</sup> ) | X           | X          | X          | X          |
| Realtek RTL8852BE 802.11ax <sup>3</sup> 2x2 Wi-Fi® 6 <sup>2</sup> + Bluetooth® 5.3 Wireless Card                         | X           | X          | X          | X          |

1. Only available with Intel Core 14<sup>th</sup> Gen processors.

2. Wi-Fi 6 is designed to support gigabit data rate when transferring files between two devices connected to the same router. Requires a wireless router, sold separately, that supports 80MHz and higher channels.

**NOTE:** All HP G9 Minis and AiOs support Wi-Fi 6E. HP 800 G9 TWR/SFF desktops with Intel® 13<sup>th</sup> Gen CPUs support Wi-Fi 6E.

**NOTE:** The HP 800 G9 TWR/SFF requires Intel® Core 13<sup>th</sup> and 14<sup>th</sup> Gen processor to support Wi-Fi 6E and requires a Wi-Fi 6E router, sold separately, to function in the 6GHz band. Availability of public wireless access points limited. Wi-Fi 6E is backwards compatible with prior 802.11 specs.

Available in countries where Wi-Fi 6E is supported. For HP 800 G9 TWR/SFF without Intel® Core 13<sup>th</sup> and 14<sup>th</sup> Gen processors, the product does not support Wi-Fi 6E standard and does not operate under 6GHz band. The product is compatible with 6GHz and other routers, sold separately, which have capability to operate in 2.4GHz and 5GHz, in compliance with Wi-Fi 6 and prior 802.11 specs. The actual throughput depends on network condition and router configuration. Internet service required and public wireless access points are limited.

**NOTE:** WiFi-6E might be restricted by local regulation and only available in countries where Wi-Fi 6E is supported. HP will enable countries in the future by upgrading BIOS in default as the technology becomes available in more regions.

**NOTE:** Wireless access point and Internet service required and sold separately. Availability of public wireless access points limited. Wi-Fi 7 (802.11BE) functionality requires Windows 11 24H2 which would be available starting from end of Aug./2024. Selected Intel® Core 14<sup>th</sup> Gen processor, and a Wi-Fi 7 router, sold separately. Wi-Fi 7 is backwards compatible with prior 802.11 specs. Available in countries where Wi-Fi 7 is supported. The specification for 802.11BE is a draft specification and is not final. If the final specification differs from the draft specification, it may affect the ability of the device to communicate with other 802.11BE devices.

### Features

#### KEYBOARDS AND POINTING DEVICES

##### Keyboards

|  | <u>Mini</u> | <u>SFF</u> | <u>TWR</u> | <u>AiO</u> |
|--|-------------|------------|------------|------------|
| HP Wired Desktop 320K Keyboard                     | X           | X          | X          | X          |
| HP USB Business Slim Wired SmartCard CCID Keyboard | X           | X          | X          | X          |
| HP Business Slim PS/2 Wired Keyboard               |             | X          | X          |            |
| HP 125 Wired Keyboard                              | X           | X          | X          | X          |
| HP 125 AntiMicrobial Wired Keyboard (China Only)   | X           | X          | X          | X          |

##### Keyboard and Mouse Combo

|  | <u>Mini</u> | <u>SFF</u> | <u>TWR</u> | <u>AiO</u> |
|--|-------------|------------|------------|------------|
| HP 655 Wireless Keyboard and Mouse Combo | X           | X          | X          | X          |

##### Mouse

|   | <u>Mini</u> | <u>SFF</u> | <u>TWR</u> | <u>AiO</u> |
|---|-------------|------------|------------|------------|
| HP Wired 320M Mouse                           | X           | X          | X          | X          |
| HP PS/2 Mouse                                 |             | X          | X          |            |
| HP Wired 125 Mouse                            | X           | X          | X          | X          |
| HP Wired 128 Laser Mouse                      | X           | X          | X          | X          |
| HP Wired 125 Antimicrobial Mouse (China only) | X           | X          | X          | X          |

#### SECURITY

|  | <u>Mini</u>                    | <u>SFF</u> | <u>TWR</u> | <u>AiO</u> |
|--|--------------------------------|------------|------------|------------|
| TPM 2.0 endpoint security controller (Infineon SLB9672/Nuvoton NPCT760HABYX). Common Criteria EAL4+ Certified. FIPS 140-2 Level 2 Certified. | X                              | X          | X          | X          |
| Solenoid Lock & Intrusion Sensor (optional)  |                                | X          | X          |            |
| Intrusion Sensor for Mini/AiO (integrated in the PCA, can be enabled/disabled through BIOS)  | X                              |            |            | X          |
| Support for chassis cable lock devices   | X<br>(10 mm barrel or smaller) | X          | X          | X          |
| Support for chassis padlocks devices   | X                              | X          | X          |            |
| HP Fingerprint Sensor (optional)   |                                |            |            | X          |
| SATA port disablement (via BIOS)   | X                              | X          | X          |            |
| Serial, USB enable / disable (via BIOS)  | X                              | X          | X          | X          |
| Serial, parallel, USB enable / disable (via BIOS)  | X                              | X          | X          | X          |
| Optional USB Port Disable at factory (user configurable via BIOS)  | X                              | X          | X          | X          |
| Removable media write/boot control   | X                              | X          | X          | X          |
| Power-on password (via BIOS)   | X                              | X          | X          | X          |
| Setup password (via BIOS)  | X                              | X          | X          | X          |

### Features

#### PORTS

##### I/O Ports – Internal Ports

|                                   | <u>Mini</u>  | <u>SFF</u>   | <u>TWR</u>   | <u>AiO</u>   |
|-----------------------------------|--|--|--|--|
| PCI Express 4.0 x16               |  | 1  | 1  |  |
| PCI Express 3.0 x16 (wired as x4) |  | 1  | 1  |  |
| PCI Express 3.0 x1                |  | 2  | 2  |  |
| SATA 3.0 (6Gbps) port.            |  | 4  | 4  |  |
| Internal SATA storage connector   | 1  |  |  |  |
| M.2 PCIe                          | (1) M.2 PCIe 3 x1 2230 (for WLAN)<br>(2) M.2 PCIe 4 x 4 2280 (for storage) | (1) M.2 PCIe 3 x1 2230 (for WLAN)<br>(2) M.2 PCIe 4 x 4 2280 (for storage) | (1) M.2 PCIe 3 x1 2230 (for WLAN)<br>(2) M.2 PCIe 4 x 4 2280 (for storage) | (1) M.2 WLAN+BT Combo; (3) M.2 2280 for NVME SSD storage. One attached to CPU PCIe Gen 4.0, Two attached to PCH PCIe Gen 3.0 |

**NOTE:** M.2 SSD attached to CPU is PCIe Gen 4, the other two M.2 are PCIe Gen 3 (AiO).

**NOTE:** For Mini with M.2 Storage config, there will be no SATA drive bracket. If you plan to use or upgrade the storage with any 2.5" SATA drive, please select a DM SATA Drive Bracket (available as both factory configured and after-market option).

**NOTE:** PCI slots for TWR are full height and SFF are low profile.

##### Standard User Accessible Ports

|  | <u>Mini</u>   | <u>SFF</u>  | <u>TWR</u>  | <u>AiO</u>  |
|--|---|---|---|---|
| Type-A Hi-Speed USB 480Mbps signaling rate port  |   | 3 (rear)  | 3 (rear)  |   |
| Type-A SuperSpeed USB 5 Gbps signaling rate port   |   | 3 (rear)  | 3 (rear)  | 2 (rear)  |
| Type-A SuperSpeed USB 10 Gbps signaling rate port  | 2 (front)<br>3 (rear)   | 4 (front)   | 4 (front)   | 2 (rear)<br>1 (side)  |
| Type-C® SuperSpeed USB 10Gbps signaling rate port (USB-C® option has alt mode DisplayPort™ 1.4 and 15W output) |   |   |   | 1 (rear)  |
| Type-C® SuperSpeed USB 20Gbps signaling rate port  | 1 (front)   | 1 (front)   | 1 (front)   | 1 (side)  |
| Video <sup>1</sup>   | 2 DisplayPort™ 1.4a<br>1 HDMI 2.1                             | 2 DisplayPort™ 1.4a<br>1 HDMI 1.4b  | 2 DisplayPort™ 1.4a<br>1 HDMI 1.4b  | 1 DisplayPort™ 1.4 (rear)<br>1 USB Type-C® with alt mode display (rear)<br>1 HDMI-In (rear) |
| Audio  | 1 Combo Audio Jack with CTIA and OMTP headset support (front) | 1 Universal Audio Jack with CTIA and OMPT headset support (front);<br>1 Audio-Line-in/Line out (rear) | 1 Universal Audio Jack with CTIA and OMPT headset support (front);<br>1 Audio-Line-in/Line out (rear) | 1 CTIA/OMTP UAJ (side)  |

1. For actual resolution supported, refer to the Graphics section of this document.

### Features

**(1) Flexible Port 1, choice of one of the following:**

|   | <u>Mini</u>   | <u>SFF</u>   | <u>TWR</u>   | <u>AiO</u> |
|---|---|--|--|------------|
| Dual Type-A SuperSpeed USB 5 Gbps signaling rate port | 1   | 1  | 1  |            |
| Type-C® SuperSpeed USB 10Gbps signaling rate port     | 1 SuperSpeed USB 10Gbps signaling rate port w/ DisplayPort™ Alt Mode and power intake via USB Type-C® Power Delivery up to 100W | 1  | 1  |            |
| Thunderbolt™ 3.0 with USB 4.0 <sup>1</sup>            | 1 <sup>2</sup>  | 1  | 1  |            |
| Video   | 1 DisplayPort™ 1.4a <u>or</u> HDMI 2.1 <u>or</u> VGA  | 1 DisplayPort™ 1.4a <u>or</u> HDMI 2.1 <u>or</u> VGA | 1 DisplayPort™ 1.4a <u>or</u> HDMI 2.1 <u>or</u> VGA |            |
| Serial  | 1 <sup>2</sup>  | 1  | 1  |            |
| Fiber NIC Adapter                                     | 1 1 Gbps NIC  |  |  |            |
| RJ-45 Ethernet NIC                                    | 1 2.5GbE  |  |  |            |

1. Occupies a PCIe slot on TWR/SFF. Available in Q3, 2021.

2. Sold separately or as an optional feature.

**(1) Flexible Port 2, choice of one of the following:**

|                                  | <u>Mini</u>  | <u>SFF</u> | <u>TWR</u> | <u>AiO</u> |
|----------------------------------|--|------------|------------|------------|
| Type-A USB                       | 1 Dual Type-A Hi-Speed USB 480Mbps signaling rate port |            |            |            |
| Serial                           | 1  |            |            |            |
| Discrete Graphics                | 1  |            |            |            |
| 2 <sup>nd</sup> External antenna | 1  |            |            |            |

**NOTE:** For Desktop Mini with M.2 Storage config, there will be no SATA drive bracket. If you plan to use or upgrade the storage with any 2.5" SATA drive, please select a DM SATA Drive Bracket (available as both factory configured and after market option).

### Bays

|  | <u>Mini</u>    | <u>SFF</u> | <u>TWR</u> | <u>AiO</u> |
|--|----------------|------------|------------|------------|
| Slim Optical Disc Drive (ODD or removable storage, optional) |                | 1          | 2          |            |
| SD Card Reader (optional)                                    |                | 1          | 1          | 1          |
| 2.5" Internal Storage Drive                                  | 1 <sup>3</sup> |            |            |            |
| 3.5" Internal Storage Drive                                  |                | 2          | 2          |            |

3. SATA 2.5" internal storage drive cannot be selected if discrete graphic card is selected.

### Features

#### USB SPECIFICATION AND MARKETING NAME MAPPING TABLE

| Marketing Name                       | Technical Terminology |
|--------------------------------------|-----------------------|
| Hi-Speed USB 480Mbps signaling rate  | USB 2.0               |
| SuperSpeed USB 5Gbps signaling rate  | USB 3.2 Gen 1         |
| SuperSpeed USB 10Gbps signaling rate | USB 3.2 Gen 2         |
| SuperSpeed USB 20Gbps signaling rate | USB 3.2 Gen 2x2       |



### Features

#### SOFTWARE COMPONENTS AND APPLICATIONS WITH WINDOWS

##### Software

HP Easy Clean<sup>1</sup>  
HP PC Hardware Diagnostics UEFI  
HP Desktop Support Utilities  
HP Privacy Settings  
HP Setup Integrated OOBE  
HP Support Assistant<sup>2</sup>  
myHP with Multicamera support (AIO & Mini)<sup>3</sup>  
HP Notifications  
HP Connection Optimizer  
HP Smart Support<sup>4</sup>  
HP Services Scan<sup>5</sup>  
Buy Microsoft Office<sup>6</sup>  
Miro<sup>7</sup>

##### Manageability Features

HP Connect<sup>8</sup> HP Image Assistant (download)  
HP Manageability Integration Kit (download) (Win 10 Only)<sup>9</sup>  
HP Client Management Script Library (download)  
HP Patch Assistant (download)<sup>10</sup>  
HP Driver Packs (download)  
HP Cloud Recovery<sup>11</sup>  
HP Client Catalog (download)

##### Security Features

HP Wolf Security for Business<sup>12</sup> includes HP Sure Click<sup>13</sup> and HP Sure Sense<sup>14</sup>  
HP Sure Run<sup>15</sup>  
HP Sure Recover<sup>16</sup>  
HP Sure Start<sup>17</sup>  
HP Tamper Lock<sup>18</sup>  
HP Sure Admin<sup>19</sup>

##### BIOS

HP BIOSphere<sup>20</sup>  
HP Secure Erase<sup>21</sup>  
HP DriveLock & Automatic DriveLock  
BIOS Update via Network  
Absolute Persistence Module<sup>22</sup>  
Power-On Authentication<sup>23</sup>  
Microsoft 3rd Party UEFI CA Enable  
UEFI Self Certification Level: 2.7B

1. HP Easy Clean requires Windows 10 RS3 and will disable the keyboard, touchscreen, and clickpad only. Ports are not disabled. See user guide for cleaning instructions.

2. HP Support Assistant is available on Windows. For more information, please visit <http://www.support.hp.com/help/hp-support-assistant>

3. MyHP with Multicamera support for Mini Desktop PC will only available on 13th processor and beyond.

4. HP Smart Support automatically collects the telemetry necessary upon initial boot of the product to deliver device-level configuration data and health insights and is available preinstalled on select products, thru HP Factory Configuration Services; or it can be downloaded. For more information about how to enable HP Smart Support or for download, please visit <http://www.hp.com/smart-support>.

5. HP Services Scan automatically collects the telemetry necessary upon initial boot of the product to deliver device-level configuration data and health insights and is available preinstalled on select products, thru HP Factory Configuration Services; or it can be downloaded. For more information about how to enable HP Smart Support or for download, please visit <http://www.hp.com/smart-support>.

6. Microsoft 365 sold separately and requires Internet access for activation.

### Features

7. HP customers qualify for a 90 day trial of Miro, this offer ends September 2025. Complete terms and conditions are provided by Miro when accepting the offer.
8. HP Connect for Microsoft Endpoint Manager is available from the Azure Market Place for HP Pro, Elite, Z and Point-of-Sale PCs managed with Microsoft Endpoint Manager. Subscription to Microsoft Endpoint Manager required and sold separately. Network connection required.
9. HP Manageability Integration Kit can be downloaded from <http://www.hp.com/go/clientmanagement>.
10. HP Patch Assistant available on select HP PCs with the HP Manageability Kit that are managed through Microsoft System Center Configuration Manager. HP Manageability Integration Kit can be downloaded from <http://www8.hp.com/us/en/ads/clientmanagement/overview.html>.
11. HP Cloud Recovery is available for Z by HP, HP Elite and Pro desktops and laptops PCs with Intel® or AMD processors and requires an open, wired network connection. Note: You must back up important files, data, photos, videos, etc. before use to avoid loss of data. Detail, please refer to: <https://support.hp.com/us-en/document/c05115630>.
12. HP Wolf Security for Business requires Windows 10 or 11 Pro or higher, includes various HP security features and is available on HP Pro, Elite, RPOS and Workstation products. See product details for included security features.
13. HP Sure Click requires Windows 10 Pro or higher or Enterprise. See [https://bit.ly/2PrLT6A\\_SureClick](https://bit.ly/2PrLT6A_SureClick) for complete details.
14. HP Sure Sense is available on select HP PCs with Windows 10 Pro, Windows 10 Enterprise, Windows 11 Pro, or Windows 11 Enterprise OS.
15. HP Sure Run is available on select HP PCs and requires Windows 10 and higher.
16. HP Sure Recover is available on select HP PCs and requires Windows 10 or 11 and an open network connection. You must back up important files, data, photos, videos, etc. before using HP Sure Recover to avoid loss of data. HP Sure Recover Gen6 with Embedded Reimaging is an optional feature on select HP PCs which requires Windows 10 or 11 must be configured at purchase. You must back up important files, data, photos, videos, etc. before use to avoid loss of data.
17. HP Sure Start is available on select HP PCs and requires Windows 10 and higher
18. HP Tamper Lock can be Enabled/disabled by customers or IT administrator with administrator authority.
19. HP Sure Admin requires HP G8 or newer platforms, Windows 10 or higher, HP BIOS, HP Manageability Kit or KMS Service from <http://www.hp.com/go/clientmanagement> and HP Sure Admin Local Access Authenticator smartphone app from the Android or Apple store
20. HP BIOSphere features may vary depending on the platform and configuration.
21. HP Secure Erase for the methods outlined in the National Institute of Standards and Technology Special Publication 800-88 "Clear" sanitation method. HP Secure Erase does not support platforms with Intel® Optane™.
22. Absolute firmware module is shipped turned off and can only be activated with the purchase a license subscription and full activation of the software agent. License subscriptions can be purchased for terms ranging multiple years. Service is limited, check with Absolute for availability outside the U.S. Certain conditions apply. For full details visit: <https://www.absolute.com/about/legal/agreements/absolute>
23. Ensures that only authorized users can start up the PC or access the BIOS by requiring user authentication using a password prior to system start-up.

### Features

#### UNIT ENVIRONMENT AND OPERATING CONDITIONS

##### ENERGY STAR® certified models available

ENERGY STAR® certified. EPEAT® registered where applicable. Based on US EPEAT® registration according to IEEE 1680.1-2018 EPEAT®. EPEAT® status varies by country. Visit <http://www.epeat.net> for more information.

Low halogen (chassis, all internal components and modules)<sup>1</sup>

TAA compliant models available

1. External power supplies, power cords, cables and peripherals are not Low Halogen. Service parts obtained after purchase may not be Low Halogen.

#### UNIT ENVIRONMENT AND OPERATING CONDITIONS

##### General Unit Operating Guidelines

- Keep the computer away from excessive moisture, direct moisture and the extremes of heat and cold, to ensure that unit is operated within the specified operating range.
- Leave a 10.2 cm (4 in) clearance on all vented sides of the computer to permit the required airflow.
- Never restrict airflow into the computer by blocking any vents or air intakes.
- Do not stack computers on top of each other or place computers so near each other that they are subject to each other's re-circulated or preheated air.
- Occasionally clean the air vents on the front, back, and any other vented side of the computer. Lint, dust and other foreign matter can block the vents and limit the airflow.
- If the computer is to be operated within a separate enclosure, intake and exhaust ventilation must be provided on the enclosure, and the same operating guidelines listed above will still apply.

|                                     |   |
|-------------------------------------|---|
| Temperature Range                   | Operating: 50° to 95° F (10° to 35° C) <sup>2</sup><br>Non-operating: -22° to 149° F (-30° to 65° C)      |
| Relative Humidity                   | Operating: 10% to 90% (non-condensing at ambient)<br>Non-operating: 5% to 95% (non-condensing at ambient) |
| Maximum Altitude<br>(unpressurized) | Operating: 5000m<br>Non-operating: 50000ft (15240 m)  |

2. Operating temperature is de-rated 1.0 deg C per 300 m (1000 ft) to 3000 m (10,000 ft) above sea level, no direct sustained sunlight. Maximum rate of change is 10 deg C/Hr. The upper limit may be limited by the type and number of options installed.

### Features

#### ENVIRONMENTAL & INDUSTRY

##### HP Elite Mini 800 G9 Desktop PC

|  |   |                     |                     |
|--|---|---------------------|---------------------|
| <b>Eco-Label Certifications &amp; declarations</b>                         | <p>This product has received or is in the process of being certified to the following approvals and may be labeled with one or more of these marks:</p> <ul style="list-style-type: none"> <li>• IT ECO declaration</li> <li>• US ENERGY STAR®</li> <li>• US Federal Energy Management Program (FEMP)</li> <li>• EPEAT® Climate+ registered in the United States. See <a href="http://www.epeat.net">http://www.epeat.net</a> for registration status in your country.*</li> <li>• TCO Certified</li> <li>• China Energy Conservation Program (CECP)</li> <li>• China State Environmental Protection Administration (SEPA)</li> <li>• Taiwan Green Mark</li> <li>• Korea Eco-label</li> <li>• Japan PC Green label</li> <li>• Commission Regulation (EC) No 617/2013 (ErP Lot 3)</li> </ul> <p><b>NOTE*:</b> Based on US EPEAT® registration according to IEEE 1680.1-2018 EPEAT®. EPEAT® status varies by country. Visit <a href="http://www.epeat.net">http://www.epeat.net</a> for more information.</p> |                     |                     |
| <b>Sustainable Impact Specifications</b>                                   | <ul style="list-style-type: none"> <li>• Ocean-bound plastic in Frame, Panel and Speaker<sup>1</sup></li> <li>• 45% post-consumer recycled plastic<sup>2</sup></li> <li>• Low halogen<sup>3</sup></li> <li>• Outside Box and corrugated cushions are 100% sustainably sourced and recyclable<sup>4</sup></li> <li>• Molded Paper Pulp Cushion inside box is 100% sustainably sourced and recyclable<sup>5</sup></li> <li>• Bulk packaging available<sup>6</sup></li> </ul>  |                     |                     |
| <b>System Configuration</b>  | <p>The configuration used for the Energy Consumption and Declared Noise Emissions data for the Desktop model is based on a “Typically Configured Desktop.”</p>  |                     |                     |
| <b>Energy Consumption (in accordance with US ENERGY STAR® test method)</b> | <b>115VAC, 60Hz</b>   | <b>230VAC, 50Hz</b> | <b>100VAC, 50Hz</b> |
| Normal (Short idle)  | 7.38 W  | 7.49 W              | 7.18 W              |
| Normal Operation (Long idle)   | 2.34 W  | 2.42 W              | 2.18 W              |
| Sleep  | 2.26 W  | 2.34 W              | 2.1 W               |
| Off  | 0.63 W  | 0.71 W              | 0.47 W              |
|  | <p><b>NOTE:</b> Energy efficiency data listed is for an ENERGY STAR® certified product if offered within the model family. HP computers marked with the ENERGY STAR® Logo are compliant with the applicable U.S. Environmental Protection Agency (EPA) ENERGY STAR® specifications for computers. If a model family does not offer ENERGY STAR® certified configurations, then energy efficiency data listed is for a typically configured PC featuring a hard disk drive, a high efficiency power supply, and a Microsoft Windows® operating system.</p>   |                     |                     |
| <b>Heat Dissipation*</b>   | <b>115VAC, 60Hz</b>   | <b>230VAC, 50Hz</b> | <b>100VAC, 50Hz</b> |
| Normal Operation (Short idle)  | 25.2 BTU/hr   | 25.6 BTU/hr         | 24.6 BTU/hr         |
| Normal Operation (Long idle)   | 8 BTU/hr  | 8.3 BTU/hr          | 7.5 BTU/hr          |
| Sleep  | 7.7 BTU/hr  | 8 BTU/hr            | 7.2 BTU/hr          |
| Off  | 2.2 BTU/hr  | 2.4 BTU/hr          | 1.6 BTU/hr          |
|  | <p><b>NOTE:</b> Heat dissipation is calculated based on the measured watts, assuming the service level is attained for one hour.</p>  |                     |                     |

### Features

|  |   |  |
|--|---|--|
| <b>Declared Noise Emissions (in accordance with ISO 7779 and ISO 9296)</b> | Sound Power (L <sub>WAd</sub> , bels)   | Sound Pressure (L <sub>pAm</sub> , decibels) |
| Typically Configured – Idle  | 2.7   | 17   |
| Fixed Disk – Random writes   | 2.7   | 17   |
| Longevity and Upgrading  | <p>This product can be upgraded, possibly extending its useful life by several years. Upgradeable features and/or components contained in the product may include:</p> <p>Spare parts are available throughout the warranty period and or for up to “5” years after the end of production.</p>  |  |
| <b>Additional Information</b>  | <ul style="list-style-type: none"> <li>• This product is in compliance with the Restrictions of Hazardous Substances (RoHS) directive - 2011/65/EC.</li> <li>• This HP product is designed to comply with the Waste Electrical and Electronic Equipment (WEEE) Directive – 2002/96/EC.</li> <li>• This product is in compliance with California Proposition 65 (State of California; Safe Drinking Water and Toxic Enforcement Act of 1986).</li> <li>• This product is in compliance with the IEEE 1680 (EPEAT) standard at the Climate+ level, see <a href="http://www.epeat.net">http://www.epeat.net</a></li> <li>• Plastics parts weighing over 25 grams used in the product are marked per ISO11469 and ISO1043.</li> <li>• This product is 92.7% recycle-able when properly disposed of at end of life.</li> </ul>   |  |
| <b>Packaging Materials</b>   | <b>External:</b>  | PAPER/Corrugated                             |
|  |   | 405 g  |
|  |   | PAPER/Molded pulp                            |
|  |   | 74 g   |
|  | <b>Internal:</b>  | PLASTIC/Polyethylene low density - LDPE      |
|  |   | 5 g  |
|  | The plastic packaging material contains at least 80.0% recycled content.  |  |
|  | The corrugated paper packaging materials contains at least 80.0% recycled content.  |  |
| <b>RoHS Compliance</b>   | <p>HP Inc. complies fully with materials regulations. We were among the first companies to extend the restrictions in the European Union (EU) Restriction of Hazardous Substances (RoHS) Directive to our products worldwide through the HP GSE. HP has contributed to the development of related legislation in Europe, as well as China, India, and Vietnam.</p> <p>We believe the RoHS directive and similar laws play an important role in promoting industry-wide elimination of substances of concern. We have supported the inclusion of additional substances—including PVC, BFRs, and certain phthalates—in future RoHS legislation that pertains to electrical and electronics products.</p> <p>We met our voluntary objective to achieve worldwide compliance with the new EU RoHS requirements for virtually all relevant products by July 2013, and we will continue to extend the scope of the commitment to include further restricted substances as regulations continue to evolve.</p> <p>To obtain a copy of the HP RoHS Compliance Statement, see: <a href="#">HP RoHS position statement</a>.</p> |  |
| <b>Material Usage</b>  | <p>This product does not contain any of the following substances in excess of regulatory limits (refer to the HP General Specification for the Environment at <a href="http://www.hp.com/hpinfo/globalcitizenship/environment/pdf/gse.pdf">http://www.hp.com/hpinfo/globalcitizenship/environment/pdf/gse.pdf</a>):</p> <ul style="list-style-type: none"> <li>• Asbestos</li> <li>• Certain Azo Colorants</li> <li>• Certain Brominated Flame Retardants – may not be used as flame retardants in plastics</li> <li>• Cadmium</li> <li>• Chlorinated Hydrocarbons</li> <li>• Chlorinated Paraffins</li> <li>• Formaldehyde</li> <li>• Halogenated Diphenyl Methanes</li> <li>• Lead carbonates and sulfates</li> <li>• Lead and Lead compounds</li> </ul>  |  |

### Features

|   |  |
|---|--|
|   | <ul style="list-style-type: none"> <li>• Mercuric Oxide Batteries</li> <li>• Nickel – finishes must not be used on the external surface designed to be frequently handled or carried by the user.</li> <li>• Ozone Depleting Substances</li> <li>• Polybrominated Biphenyls (PBBs)</li> <li>• Polybrominated Biphenyl Ethers (PBBEs)</li> <li>• Polybrominated Biphenyl Oxides (PBBOs)</li> <li>• Polychlorinated Biphenyl (PCB)</li> <li>• Polychlorinated Terphenyls (PCT)</li> <li>• Polyvinyl Chloride (PVC) – except for wires and cables, and certain retail packaging has been voluntarily removed from most applications.</li> <li>• Radioactive Substances</li> <li>• Tributyl Tin (TBT), Triphenyl Tin (TPT), Tributyl Tin Oxide (TBTO)</li> </ul>   |
| <b>Packaging Usage</b>                      | <p>HP follows these guidelines to decrease the environmental impact of product packaging:</p> <ul style="list-style-type: none"> <li>• Design packaging materials for ease of disassembly.</li> <li>• Maximize the use of post-consumer recycled content materials in packaging materials.</li> <li>• Use readily recyclable packaging materials such as paper and corrugated materials.</li> <li>• Reduce size and weight of packages to improve transportation fuel efficiency.</li> <li>• Plastic packaging materials are marked according to ISO 11469 and DIN 6120 standards.</li> </ul>  |
| <b>End-of-life Management and Recycling</b> | <p>HP Inc. offers end-of-life HP product return and recycling programs in many geographic areas. To recycle your product, please go to: <a href="http://www.hp.com/go/reuse-recycle">http://www.hp.com/go/reuse-recycle</a> or contact your nearest HP sales office. Products returned to HP will be recycled, recovered or disposed of in a responsible manner.</p> <p>The EU WEEE directive (2002/95/EC) requires manufacturers to provide treatment information for each product type for use by treatment facilities. This information (product disassembly instructions) is posted on the Hewlett Packard web site at: <a href="http://www.hp.com/go/recyclers">http://www.hp.com/go/recyclers</a>. These instructions may be used by recyclers and other WEEE treatment facilities as well as HP OEM customers who integrate and re-sell HP equipment.</p> <p>Global Citizenship Report<br/> <a href="http://www.hp.com/hpinfo/globalcitizenship/gcreport/index.html">http://www.hp.com/hpinfo/globalcitizenship/gcreport/index.html</a></p> <p>Eco-label certifications<br/> <a href="http://www8.hp.com/us/en/hp-information/environment/ecolabels.html">http://www8.hp.com/us/en/hp-information/environment/ecolabels.html</a></p> <p>ISO 14001 certificates:<br/> <a href="http://h20195.www2.hp.com/V2/GetDocument.aspx?docname=c04755842">http://h20195.www2.hp.com/V2/GetDocument.aspx?docname=c04755842</a> and<br/> <a href="http://www.hp.com/hpinfo/globalcitizenship/environment/pdf/cert.pdf">http://www.hp.com/hpinfo/globalcitizenship/environment/pdf/cert.pdf</a></p> |
| <b>footnotes</b>                            | <ol style="list-style-type: none"> <li>1. Percentage of ocean-bound plastic contained in each component varies by product.</li> <li>2. Recycled plastic content percentage is based on the definition set in the IEEE 1680.1-2018 standard.</li> <li>3. External power supplies, WWAN modules, power cords, cables and peripherals excluded.</li> <li>4. 100% outer box packaging and corrugated cushions made from sustainably sourced certified and recycled fibers.</li> <li>5. Fiber cushions made from 100% recycled wood fiber and organic materials.</li> <li>6. Plastic cushions are made from &gt;90% recycled plastic.</li> </ol>  |



### Features

#### HP Elite SFF 800 G9 Desktop PC

|  |   |                     |                     |
|--|---|---------------------|---------------------|
| <b>Eco-Label Certifications &amp; declarations</b>                         | <p>This product has received or is in the process of being certified to the following approvals and may be labeled with one or more of these marks:</p> <ul style="list-style-type: none"> <li>• IT ECO declaration</li> <li>• US ENERGY STAR®</li> <li>• US Federal Energy Management Program (FEMP)</li> <li>• EPEAT® Climate+ registered in the United States. See <a href="http://www.epeat.net">http://www.epeat.net</a> for registration status in your country*.</li> <li>• TCO Certified</li> <li>• China Energy Conservation Program (CECP)</li> <li>• China State Environmental Protection Administration (SEPA)</li> <li>• Taiwan Green Mark</li> <li>• Korea Eco-label</li> <li>• Japan PC Green label</li> <li>• Commission Regulation (EC) No 617/2013 (ErP Lot 3)</li> </ul> <p><b>NOTE*:</b> Based on US EPEAT® registration according to IEEE 1680.1-2018 EPEAT®. EPEAT® status varies by country. Visit <a href="http://www.epeat.net">http://www.epeat.net</a> for more information.</p> |                     |                     |
| <b>Sustainable Impact Specifications</b>                                   | <ul style="list-style-type: none"> <li>• Ocean-bound plastic in CPU Fan, Speaker<sup>1</sup></li> <li>• 58% post-consumer recycled plastic<sup>2</sup></li> <li>• 9.9% recycled metal</li> <li>• Low halogen</li> <li>• Outside Box and corrugated cushions are 100% sustainably sourced and recyclable<sup>3</sup></li> <li>• Molded Paper Pulp Cushion inside box is 100% sustainably sourced and recyclable<sup>4</sup></li> <li>• Bulk packaging available<sup>5</sup></li> </ul>   |                     |                     |
| <b>System Configuration</b>  | <p>The configuration used for the Energy Consumption and Declared Noise Emissions data for the Desktop model is based on a “Typically Configured Desktop.”</p>  |                     |                     |
| <b>Energy Consumption (in accordance with US ENERGY STAR® test method)</b> | <b>115VAC, 60Hz</b>   | <b>230VAC, 50Hz</b> | <b>100VAC, 50Hz</b> |
| Normal Operation (Short idle)  | 11.6 W  | 11.9 W              | 11.6 W              |
| Normal Operation (Long idle)   | 10.4 W  | 11 W                | 11 W                |
| Sleep  | 0.9 W   | 0.9 W               | 0.9 W               |
| Off  | 0.7 W   | 0.7 W               | 0.6 W               |
|  | <p><b>NOTE:</b> Energy efficiency data listed is for an ENERGY STAR® compliant product if offered within the model family. HP computers marked with the ENERGY STAR® Logo are compliant with the applicable U.S. Environmental Protection Agency (EPA) ENERGY STAR® specifications for computers. If a model family does not offer ENERGY STAR® compliant configurations, then energy efficiency data listed is for a typically configured PC featuring a hard disk drive, a high efficiency power supply, and a Microsoft Windows® operating system.</p>   |                     |                     |
| <b>Heat Dissipation*</b>   | <b>115VAC, 60Hz</b>   | <b>230VAC, 50Hz</b> | <b>100VAC, 50Hz</b> |
| Normal Operation (Short idle)  | 39.672 BTU/hr   | 40.698 BTU/hr       | 39.672 BTU/hr       |
| Normal Operation (Long idle)   | 35.568 BTU/hr   | 37.62 BTU/hr        | 37.62 BTU/hr        |
| Sleep  | 3.078 BTU/hr  | 3.078 BTU/hr        | 3.078 BTU/hr        |
| Off  | 2.394 BTU/hr  | 2.394 BTU/hr        | 2.052 BTU/hr        |
|  | <p><b>NOTE:</b> Heat dissipation is calculated based on the measured watts, assuming the service level is attained for one hour.</p>  |                     |                     |

### Features

| Declared Noise Emissions<br>(in accordance with<br>ISO 7779 and ISO 9296) | Sound Power<br>(L <sub>WA</sub> d, bels)  | Sound Pressure<br>(L <sub>pAm</sub> , decibels) |
|---|---|---|
| Typically Configured – Idle   | 3.0   | 20.8  |
| Fixed Disk–Random writes  | 3.3   | 21.2  |
| Optical Drive – Sequential reads  | 4.5   | 29  |
| Longevity and Upgrading   | <p>This product can be upgraded, possibly extending its useful life by several years. Upgradeable features and/or components contained in the product may include:</p> <p>Spare parts are available throughout the warranty period and or for up to “5” years after the end of production.</p>  |   |
| Additional Information  | <ul style="list-style-type: none"> <li>• This product is in compliance with the Restrictions of Hazardous Substances (RoHS) directive - 2011/65/EC.</li> <li>• This HP product is designed to comply with the Waste Electrical and Electronic Equipment (WEEE) Directive – 2002/96/EC.</li> <li>• This product is in compliance with California Proposition 65 (State of California; Safe Drinking Water and Toxic Enforcement Act of 1986).</li> <li>• This product is in compliance with the IEEE 1680 (EPEAT) standard at the Climate+ level, see <a href="http://www.epeat.net">http://www.epeat.net</a></li> <li>• Plastics parts weighing over 25 grams used in the product are marked per ISO11469 and ISO1043.</li> <li>• This product is 92.9% recycle-able when properly disposed of at end of life.</li> </ul>   |   |
| Packaging Materials   | <b>External:</b>  | PAPER/Corrugated 1158 g                         |
|   |   | PAPER/Molded Pulp 590 g                         |
|   | <b>Internal:</b>  | PLASTIC/Polyethylene low density - LDPE 26 g    |
|   | The plastic packaging material contains at least 0.0% recycled content.   |   |
|   | The corrugated paper packaging materials contains at least 35.0% recycled content.  |   |
| RoHS Compliance   | <p>HP Inc. complies fully with materials regulations. We were among the first companies to extend the restrictions in the European Union (EU) Restriction of Hazardous Substances (RoHS) Directive to our products worldwide through the HP GSE. HP has contributed to the development of related legislation in Europe, as well as China, India, and Vietnam.</p> <p>We believe the RoHS directive and similar laws play an important role in promoting industry-wide elimination of substances of concern. We have supported the inclusion of additional substances—including PVC, BFRs, and certain phthalates—in future RoHS legislation that pertains to electrical and electronics products.</p> <p>We met our voluntary objective to achieve worldwide compliance with the new EU RoHS requirements for virtually all relevant products by July 2013, and we will continue to extend the scope of the commitment to include further restricted substances as regulations continue to evolve.</p> <p>To obtain a copy of the HP RoHS Compliance Statement, see: <a href="#">HP RoHS position statement</a>.</p> |   |
| Material Usage  | <ul style="list-style-type: none"> <li>• This product does not contain any of the following substances in excess of regulatory limits (refer to the HP General Specification for the Environment at <a href="http://www.hp.com/hpinfo/globalcitizenship/environment/supplychain/gen_specifications.html">http://www.hp.com/hpinfo/globalcitizenship/environment/supplychain/gen_specifications.html</a>):</li> <li>• Asbestos</li> <li>• Certain Azo Colorants</li> <li>• Certain Brominated Flame Retardants – may not be used as flame retardants in plastics</li> <li>• Cadmium</li> <li>• Chlorinated Hydrocarbons</li> </ul>   |   |

### Features

|   |  |
|---|--|
|   | <ul style="list-style-type: none"> <li>• Chlorinated Paraffins</li> <li>• Bis(2-Ethylhexyl) phthalate (DEHP)</li> <li>• Benzyl butyl phthalate (BBP)</li> <li>• Dibutyl phthalate (DBP)</li> <li>• Diisobutyl phthalate (DIBP)</li> <li>• Formaldehyde</li> <li>• Halogenated Diphenyl Methanes</li> <li>• Lead carbonates and sulfates</li> <li>• Lead and Lead compounds</li> <li>• Mercuric Oxide Batteries</li> <li>• Nickel – finishes must not be used on the external surface designed to be frequently handled or carried by the user.</li> <li>• Ozone Depleting Substances</li> <li>• Polybrominated Biphenyls (PBBs)</li> <li>• Polybrominated Biphenyl Ethers (PBBEs)</li> <li>• Polybrominated Biphenyl Oxides (PBBOs)</li> <li>• Polychlorinated Biphenyl (PCB)</li> <li>• Polychlorinated Terphenyls (PCT)</li> <li>• Polyvinyl Chloride (PVC) – except for wires and cables, and certain retail packaging has been voluntarily removed from most applications.</li> <li>• Radioactive Substances</li> <li>• Tributyl Tin (TBT), Triphenyl Tin (TPT), Tributyl Tin Oxide (TBTO)</li> </ul>  |
| <b>Packaging Usage</b>                      | <p>HP follows these guidelines to decrease the environmental impact of product packaging:</p> <ul style="list-style-type: none"> <li>• Design packaging materials for ease of disassembly.</li> <li>• Maximize the use of post-consumer recycled content materials in packaging materials.</li> <li>• Use readily recyclable packaging materials such as paper and corrugated materials.</li> <li>• Reduce size and weight of packages to improve transportation fuel efficiency.</li> <li>• Plastic packaging materials are marked according to ISO 11469 and DIN 6120 standards.</li> </ul>  |
| <b>End-of-life Management and Recycling</b> | <p>HP Inc. offers end-of-life HP product return and recycling programs in many geographic areas. To recycle your product, please go to: <a href="http://www.hp.com/go/reuse-recycle">http://www.hp.com/go/reuse-recycle</a> or contact your nearest HP sales office. Products returned to HP will be recycled, recovered or disposed of in a responsible manner.</p> <p>The EU WEEE directive (2002/95/EC) requires manufacturers to provide treatment information for each product type for use by treatment facilities. This information (product disassembly instructions) is posted on the Hewlett Packard web site at: <a href="http://www.hp.com/go/recyclers">http://www.hp.com/go/recyclers</a>. These instructions may be used by recyclers and other WEEE treatment facilities as well as HP OEM customers who integrate and re-sell HP equipment.</p> <p>Global Citizenship Report<br/> <a href="http://www.hp.com/hpinfo/globalcitizenship/gcreport/index.html">http://www.hp.com/hpinfo/globalcitizenship/gcreport/index.html</a><br/> Eco-label certifications<br/> <a href="http://www8.hp.com/us/en/hp-information/environment/ecolabels.html">http://www8.hp.com/us/en/hp-information/environment/ecolabels.html</a><br/> ISO 14001 certificates:<br/> <a href="http://h20195.www2.hp.com/V2/GetDocument.aspx?docname=c04755842">http://h20195.www2.hp.com/V2/GetDocument.aspx?docname=c04755842</a> and<br/> <a href="http://www.hp.com/hpinfo/globalcitizenship/environment/pdf/cert.pdf">http://www.hp.com/hpinfo/globalcitizenship/environment/pdf/cert.pdf</a></p> |
| <b>footnotes</b>                            | <ol style="list-style-type: none"> <li>1. Percentage of ocean-bound plastic contained in each component varies by product.</li> <li>2. Recycled plastic content percentage is based on the definition set in the IEEE 1680.1-2018 standard.</li> <li>3. 100% outer box packaging and corrugated cushions made from sustainably sourced certified and recycled fibers.</li> <li>4. Fiber cushions made from 100% recycled wood fiber and organic materials.</li> <li>5. Plastic cushions are made from &gt;90% recycled plastic.</li> </ol>   |

### Features

#### HP Elite Tower 800 G9 Desktop PC

|  |   |                     |                     |
|--|---|---------------------|---------------------|
| <b>Eco-Label Certifications &amp; declarations</b>                         | <p>This product has received or is in the process of being certified to the following approvals and may be labeled with one or more of these marks:</p> <ul style="list-style-type: none"> <li>• IT ECO declaration</li> <li>• US ENERGY STAR®</li> <li>• US Federal Energy Management Program (FEMP)</li> <li>• EPEAT® Climate+ registered in the United States. See <a href="http://www.epeat.net">http://www.epeat.net</a> for registration status in your country.*</li> <li>• TCO Certified</li> <li>• China Energy Conservation Program (CECP)</li> <li>• China State Environmental Protection Administration (SEPA)</li> <li>• Taiwan Green Mark</li> <li>• Korea Eco-label</li> <li>• Japan PC Green label</li> <li>• Commission Regulation (EC) No 617/2013 (ErP Lot 3)</li> </ul> <p><b>NOTE*:</b> Based on US EPEAT® registration according to IEEE 1680.1-2018 EPEAT®. EPEAT® status varies by country. Visit <a href="http://www.epeat.net">http://www.epeat.net</a> for more information.</p> |                     |                     |
| <b>Sustainable Impact Specifications</b>                                   | <ul style="list-style-type: none"> <li>• Ocean-bound plastic in System and CPU Fan, Speaker<sup>1</sup></li> <li>• 60% post-consumer recycled plastic<sup>2</sup></li> <li>• Outside Box and corrugated cushions are 100% sustainably sourced and recyclable<sup>3</sup></li> <li>• Molded Paper Pulp Cushion inside box is 100% sustainably sourced and recyclable<sup>4</sup></li> <li>• Bulk packaging available<sup>5</sup></li> </ul>  |                     |                     |
| <b>System Configuration</b>  | <p>The configuration used for the Energy Consumption and Declared Noise Emissions data for the Desktop model is based on a Typically Configured Desktop.</p>  |                     |                     |
| <b>Energy Consumption (in accordance with US ENERGY STAR® test method)</b> | <b>115VAC, 60Hz</b>   | <b>230VAC, 50Hz</b> | <b>100VAC, 60Hz</b> |
| Normal Operation (Short idle)  | 12.3 W  | 12.6 W              | 12.5 W              |
| Normal Operation (Long idle)   | 11.4 W  | 11.1 W              | 11.4 W              |
| Sleep  | 1 W   | 1 W                 | 0.9 W               |
| Off  | 0.6 W   | 0.7 W               | 0.6 W               |
|  | <p><b>NOTE:</b> Energy efficiency data listed is for an ENERGY STAR® compliant product if offered within the model family. HP computers marked with the ENERGY STAR® Logo are compliant with the applicable U.S. Environmental Protection Agency (EPA) ENERGY STAR® specifications for computers. If a model family does not offer ENERGY STAR® compliant configurations, then energy efficiency data listed is for a typically configured PC featuring a hard disk drive, a high efficiency power supply, and a Microsoft Windows® operating system.</p>   |                     |                     |
| <b>Heat Dissipation*</b>   | <b>115VAC, 60Hz</b>   | <b>230VAC, 50Hz</b> | <b>100VAC, 60Hz</b> |
| Normal Operation (Short idle)  | 42.1 BTU/hr   | 43.1 BTU/hr         | 42.8 BTU/hr         |
| Normal Operation (Long idle)   | 39 BTU/hr   | 38 BTU/hr           | 39 BTU/hr           |
| Sleep  | 3.4 BTU/hr  | 11.6 BTU/hr         | 3.1 BTU/hr          |
| Off  | 2.1 BTU/hr  | 2.4 BTU/hr          | 2.1 BTU/hr          |
|  | <p><b>NOTE:</b> Heat dissipation is calculated based on the measured watts, assuming the service level is attained for one hour.</p>  |                     |                     |

### Features

|  |   |   |
|--|---|---|
| <b>Declared Noise Emissions (in accordance with ISO 7779 and ISO 9296)</b> | Sound Power<br>(L <sub>WAd</sub> , bels)  | Sound Pressure<br>(L <sub>pAm</sub> , decibels)   |
| Typically Configured – Idle  | 3.1   | 19  |
| Fixed Disk–Random writes   | 3.3   | 21  |
| Longevity and Upgrading  | <p>This product can be upgraded, possibly extending its useful life by several years. Upgradeable features and/or components contained in the product may include:</p> <p>Spare parts are available throughout the warranty period and or for up to “5” years after the end of production.</p>  |   |
| <b>Additional Information</b>  | <ul style="list-style-type: none"> <li>• This product is in compliance with the Restrictions of Hazardous Substances (RoHS) directive - 2011/65/EC.</li> <li>• This HP product is designed to comply with the Waste Electrical and Electronic Equipment (WEEE) Directive – 2002/96/EC.</li> <li>• This product is in compliance with California Proposition 65 (State of California; Safe Drinking Water and Toxic Enforcement Act of 1986).</li> <li>• This product is in compliance with the IEEE 1680 (EPEAT) standard at the Climate+ level, see <a href="http://www.epeat.net">http://www.epeat.net</a></li> <li>• Plastics parts weighing over 25 grams used in the product are marked per ISO11469 and ISO1043.</li> <li>• This product is 93.4% recycle-able when properly disposed of at end of life</li> </ul>  |   |
| <b>Packaging Materials</b>   | <b>External:</b>  | PAPER/Corrugated 1106 g<br>PAPER/Molded Pulp 666 g<br><b>Internal:</b> PLASTIC/Polyethylene low density - LDPE 40 g |
|  | The plastic packaging material contains at least 0.0% recycled content.<br>The corrugated paper packaging materials contains at least 35.0% recycled content.   |   |
| <b>RoHS Compliance</b>   | <p>HP Inc. complies fully with materials regulations. We were among the first companies to extend the restrictions in the European Union (EU) Restriction of Hazardous Substances (RoHS) Directive to our products worldwide through the HP GSE. HP has contributed to the development of related legislation in Europe, as well as China, India, and Vietnam.</p> <p>We believe the RoHS directive and similar laws play an important role in promoting industry-wide elimination of substances of concern. We have supported the inclusion of additional substances—including PVC, BFRs, and certain phthalates—in future RoHS legislation that pertains to electrical and electronics products.</p> <p>We met our voluntary objective to achieve worldwide compliance with the new EU RoHS requirements for virtually all relevant products by July 2013, and we will continue to extend the scope of the commitment to include further restricted substances as regulations continue to evolve.</p> <p>To obtain a copy of the HP RoHS Compliance Statement, see: <a href="#">HP RoHS position statement</a>.</p> |   |
| <b>Material Usage</b>  | <p>This product does not contain any of the following substances in excess of regulatory limits (refer to the HP General Specification for the Environment at <a href="http://www.hp.com/hpinfo/globalcitizenship/environment/supplychain/gen_specifications.html">http://www.hp.com/hpinfo/globalcitizenship/environment/supplychain/gen_specifications.html</a>):</p> <ul style="list-style-type: none"> <li>• Asbestos</li> <li>• Certain Azo Colorants</li> <li>• Certain Brominated Flame Retardants – may not be used as flame retardants in plastics</li> <li>• Cadmium</li> <li>• Chlorinated Hydrocarbons</li> <li>• Chlorinated Paraffins</li> <li>• Bis(2-Ethylhexyl) phthalate (DEHP)</li> <li>• Benzyl butyl phthalate (BBP)</li> </ul>  |   |

### Features

|  |  |
|--|--|
|  | <ul style="list-style-type: none"> <li>• Dibutyl phthalate (DBP)</li> <li>• Diisobutyl phthalate (DIBP)</li> <li>• Formaldehyde</li> <li>• Halogenated Diphenyl Methanes</li> <li>• Lead carbonates and sulfates</li> <li>• Lead and Lead compounds</li> <li>• Mercuric Oxide Batteries</li> <li>• Nickel – finishes must not be used on the external surface designed to be frequently handled or carried by the user.</li> <li>• Ozone Depleting Substances</li> <li>• Polybrominated Biphenyls (PBBs)</li> <li>• Polybrominated Biphenyl Ethers (PBBEs)</li> <li>• Polybrominated Biphenyl Oxides (PBBOs)</li> <li>• Polychlorinated Biphenyl (PCB)</li> <li>• Polychlorinated Terphenyls (PCT)</li> <li>• Polyvinyl Chloride (PVC) – except for wires and cables, and certain retail packaging has been voluntarily removed from most applications.</li> <li>• Radioactive Substances</li> <li>• Tributyl Tin (TBT), Triphenyl Tin (TPT), Tributyl Tin Oxide (TBTO)</li> </ul>   |
| <p><b>Packaging Usage</b></p>                      | <p>HP follows these guidelines to decrease the environmental impact of product packaging:</p> <ul style="list-style-type: none"> <li>• Design packaging materials for ease of disassembly.</li> <li>• Maximize the use of post-consumer recycled content materials in packaging materials.</li> <li>• Use readily recyclable packaging materials such as paper and corrugated materials.</li> <li>• Reduce size and weight of packages to improve transportation fuel efficiency.</li> <li>• Plastic packaging materials are marked according to ISO 11469 and DIN 6120 standards.</li> </ul>  |
| <p><b>End-of-life Management and Recycling</b></p> | <p>HP Inc. offers end-of-life HP product return and recycling programs in many geographic areas. To recycle your product, please go to: <a href="http://www.hp.com/go/reuse-recycle">http://www.hp.com/go/reuse-recycle</a> or contact your nearest HP sales office. Products returned to HP will be recycled, recovered or disposed of in a responsible manner.</p> <p>The EU WEEE directive (2002/95/EC) requires manufacturers to provide treatment information for each product type for use by treatment facilities. This information (product disassembly instructions) is posted on the Hewlett Packard web site at: <a href="http://www.hp.com/go/recyclers">http://www.hp.com/go/recyclers</a>. These instructions may be used by recyclers and other WEEE treatment facilities as well as HP OEM customers who integrate and re-sell HP equipment.</p> <p>Global Citizenship Report<br/> <a href="http://www.hp.com/hpinfo/globalcitizenship/gcreport/index.html">http://www.hp.com/hpinfo/globalcitizenship/gcreport/index.html</a><br/> Eco-label certifications<br/> <a href="http://www8.hp.com/us/en/hp-information/environment/ecolabels.html">http://www8.hp.com/us/en/hp-information/environment/ecolabels.html</a><br/> ISO 14001 certificates:<br/> <a href="http://h20195.www2.hp.com/V2/GetDocument.aspx?docname=c04755842">http://h20195.www2.hp.com/V2/GetDocument.aspx?docname=c04755842</a> and<br/> <a href="http://www.hp.com/hpinfo/globalcitizenship/environment/pdf/cert.pdf">http://www.hp.com/hpinfo/globalcitizenship/environment/pdf/cert.pdf</a></p> |
| <p><b>Footnotes</b></p>                            | <ol style="list-style-type: none"> <li>1. Percentage of ocean-bound plastic contained in each component varies by product.</li> <li>2. Recycled plastic content percentage is based on the definition set in the IEEE 1680.1-2018 standard.</li> <li>3. 100% outer box packaging and corrugated cushions made from sustainably sourced certified and recycled fibers.</li> <li>4. Fiber cushions made from 100% recycled wood fiber and organic materials.</li> <li>5. Plastic cushions are made from &gt;90% recycled plastic.</li> </ol>   |

### Features

#### HP Elite Tower 880 G9 Desktop PC

|  |   |                     |                     |
|--|---|---------------------|---------------------|
| <b>Eco-Label Certifications &amp; declarations</b>                         | <p>This product has received or is in the process of being certified to the following approvals and may be labeled with one or more of these marks:</p> <ul style="list-style-type: none"> <li>• IT ECO declaration</li> <li>• US ENERGY STAR®</li> <li>• US Federal Energy Management Program (FEMP)</li> <li>• EPEAT® Climate+ registered in the United States. See <a href="http://www.epeat.net">http://www.epeat.net</a> for registration status in your country.*</li> <li>• TCO Certified</li> <li>• China Energy Conservation Program (CECP)</li> <li>• China State Environmental Protection Administration (SEPA)</li> <li>• Taiwan Green Mark</li> <li>• Korea Eco-label</li> <li>• Japan PC Green label</li> <li>• Commission Regulation (EC) No 617/2013 (ErP Lot 3)</li> </ul> <p><b>NOTE*:</b> Based on US EPEAT® registration according to IEEE 1680.1-2018 EPEAT®. EPEAT® status varies by country. Visit <a href="http://www.epeat.net">http://www.epeat.net</a> for more information.</p> |                     |                     |
| <b>Sustainable Impact Specifications</b>                                   | <ul style="list-style-type: none"> <li>• Ocean-bound plastic in System and CPU Fan, Speaker<sup>1</sup></li> <li>• 60% post-consumer recycled plastic<sup>2</sup></li> <li>• Outside Box and corrugated cushions are 100% sustainably sourced and recyclable<sup>3</sup></li> <li>• Molded Paper Pulp Cushion inside box is 100% sustainably sourced and recyclable<sup>4</sup></li> <li>• Bulk packaging available<sup>5</sup></li> </ul>  |                     |                     |
| <b>System Configuration</b>  | <p>The configuration used for the Energy Consumption and Declared Noise Emissions data for the Desktop model is based on a Typically Configured Desktop.</p>  |                     |                     |
| <b>Energy Consumption (in accordance with US ENERGY STAR® test method)</b> | <b>115VAC, 60Hz</b>   | <b>230VAC, 50Hz</b> | <b>100VAC, 60Hz</b> |
| Normal Operation (Short idle)  | 12.3 W  | 12.6 W              | 12.5 W              |
| Normal Operation (Long idle)   | 11.4 W  | 11.1 W              | 11.4 W              |
| Sleep  | 1 W   | 1 W                 | 0.9 W               |
| Off  | 0.6 W   | 0.7 W               | 0.6 W               |
|  | <p><b>NOTE:</b> Energy efficiency data listed is for an ENERGY STAR® compliant product if offered within the model family. HP computers marked with the ENERGY STAR® Logo are compliant with the applicable U.S. Environmental Protection Agency (EPA) ENERGY STAR® specifications for computers. If a model family does not offer ENERGY STAR® compliant configurations, then energy efficiency data listed is for a typically configured PC featuring a hard disk drive, a high efficiency power supply, and a Microsoft Windows® operating system.</p>   |                     |                     |
| <b>Heat Dissipation*</b>   | <b>115VAC, 60Hz</b>   | <b>230VAC, 50Hz</b> | <b>100VAC, 60Hz</b> |
| Normal Operation (Short idle)  | 42.1 BTU/hr   | 43.1 BTU/hr         | 42.8 BTU/hr         |
| Normal Operation (Long idle)   | 39 BTU/hr   | 38 BTU/hr           | 39 BTU/hr           |
| Sleep  | 3.4 BTU/hr  | 11.6 BTU/hr         | 3.1 BTU/hr          |
| Off  | 2.1 BTU/hr  | 2.4 BTU/hr          | 2.1 BTU/hr          |
|  | <p><b>NOTE:</b> Heat dissipation is calculated based on the measured watts, assuming the service level is attained for one hour.</p>  |                     |                     |



### Features

| Declared Noise Emissions<br>(in accordance with<br>ISO 7779 and ISO 9296) | Sound Power<br>( $L_{WAd}$ , bels)  | Sound Pressure<br>( $L_{pAm}$ , decibels)   |   |        |                   |       |
|---|---|---|---|--------|-------------------|-------|
| Typically Configured – Idle   | 3.1   | 19  |   |        |                   |       |
| Fixed Disk–Random writes  | 3.3   | 21  |   |        |                   |       |
| Longevity and Upgrading   | <p>This product can be upgraded, possibly extending its useful life by several years. Upgradeable features and/or components contained in the product may include:</p> <p>Spare parts are available throughout the warranty period and or for up to “5” years after the end of production.</p>  |   |   |        |                   |       |
| <b>Additional Information</b>   | <ul style="list-style-type: none"> <li>• This product is in compliance with the Restrictions of Hazardous Substances (RoHS) directive - 2011/65/EC.</li> <li>• This HP product is designed to comply with the Waste Electrical and Electronic Equipment (WEEE) Directive – 2002/96/EC.</li> <li>• This product is in compliance with California Proposition 65 (State of California; Safe Drinking Water and Toxic Enforcement Act of 1986).</li> <li>• This product is in compliance with the IEEE 1680 (EPEAT) standard at the Climate+ level, see <a href="http://www.epeat.net">http://www.epeat.net</a></li> <li>• Plastics parts weighing over 25 grams used in the product are marked per ISO11469 and ISO1043.</li> <li>• This product is 93.4% recycle-able when properly disposed of at end of life</li> </ul>  |   |   |        |                   |       |
| <b>Packaging Materials</b>  | <b>External:</b>  | <table border="1"> <tr> <td data-bbox="555 968 1198 1010">PAPER/Corrugated</td> <td data-bbox="1198 968 1530 1010">1106 g</td> </tr> <tr> <td data-bbox="555 1010 1198 1066">PAPER/Molded Pulp</td> <td data-bbox="1198 1010 1530 1066">666 g</td> </tr> </table> | PAPER/Corrugated                        | 1106 g | PAPER/Molded Pulp | 666 g |
| PAPER/Corrugated  | 1106 g  |   |   |        |                   |       |
| PAPER/Molded Pulp   | 666 g   |   |   |        |                   |       |
|   | <b>Internal:</b>  | <table border="1"> <tr> <td data-bbox="555 1066 1198 1129">PLASTIC/Polyethylene low density - LDPE</td> <td data-bbox="1198 1066 1530 1129">40 g</td> </tr> </table>  | PLASTIC/Polyethylene low density - LDPE | 40 g   |                   |       |
| PLASTIC/Polyethylene low density - LDPE                                   | 40 g  |   |   |        |                   |       |
|   | The plastic packaging material contains at least 0.0% recycled content.   |   |   |        |                   |       |
|   | The corrugated paper packaging materials contains at least 35.0% recycled content.  |   |   |        |                   |       |
| <b>RoHS Compliance</b>  | <p>HP Inc. complies fully with materials regulations. We were among the first companies to extend the restrictions in the European Union (EU) Restriction of Hazardous Substances (RoHS) Directive to our products worldwide through the HP GSE. HP has contributed to the development of related legislation in Europe, as well as China, India, and Vietnam.</p> <p>We believe the RoHS directive and similar laws play an important role in promoting industry-wide elimination of substances of concern. We have supported the inclusion of additional substances—including PVC, BFRs, and certain phthalates—in future RoHS legislation that pertains to electrical and electronics products.</p> <p>We met our voluntary objective to achieve worldwide compliance with the new EU RoHS requirements for virtually all relevant products by July 2013, and we will continue to extend the scope of the commitment to include further restricted substances as regulations continue to evolve.</p> <p>To obtain a copy of the HP RoHS Compliance Statement, see: <a href="#">HP RoHS position statement</a>.</p> |   |   |        |                   |       |
| <b>Material Usage</b>   | <p>This product does not contain any of the following substances in excess of regulatory limits (refer to the HP General Specification for the Environment at <a href="http://www.hp.com/hpinfo/globalcitizenship/environment/supplychain/gen_specifications.html">http://www.hp.com/hpinfo/globalcitizenship/environment/supplychain/gen_specifications.html</a>):</p> <ul style="list-style-type: none"> <li>• Asbestos</li> <li>• Certain Azo Colorants</li> <li>• Certain Brominated Flame Retardants – may not be used as flame retardants in plastics</li> <li>• Cadmium</li> <li>• Chlorinated Hydrocarbons</li> <li>• Chlorinated Paraffins</li> <li>• Bis(2-Ethylhexyl) phthalate (DEHP)</li> <li>• Benzyl butyl phthalate (BBP)</li> </ul>  |   |   |        |                   |       |

### Features

|   |  |
|---|--|
|   | <ul style="list-style-type: none"> <li>• Dibutyl phthalate (DBP)</li> <li>• Diisobutyl phthalate (DIBP)</li> <li>• Formaldehyde</li> <li>• Halogenated Diphenyl Methanes</li> <li>• Lead carbonates and sulfates</li> <li>• Lead and Lead compounds</li> <li>• Mercuric Oxide Batteries</li> <li>• Nickel – finishes must not be used on the external surface designed to be frequently handled or carried by the user.</li> <li>• Ozone Depleting Substances</li> <li>• Polybrominated Biphenyls (PBBs)</li> <li>• Polybrominated Biphenyl Ethers (PBBEs)</li> <li>• Polybrominated Biphenyl Oxides (PBBOs)</li> <li>• Polychlorinated Biphenyl (PCB)</li> <li>• Polychlorinated Terphenyls (PCT)</li> <li>• Polyvinyl Chloride (PVC) – except for wires and cables, and certain retail packaging has been voluntarily removed from most applications.</li> <li>• Radioactive Substances</li> <li>• Tributyl Tin (TBT), Triphenyl Tin (TPT), Tributyl Tin Oxide (TBTO)</li> </ul>   |
| <b>Packaging Usage</b>                      | <p>HP follows these guidelines to decrease the environmental impact of product packaging:</p> <ul style="list-style-type: none"> <li>• Design packaging materials for ease of disassembly.</li> <li>• Maximize the use of post-consumer recycled content materials in packaging materials.</li> <li>• Use readily recyclable packaging materials such as paper and corrugated materials.</li> <li>• Reduce size and weight of packages to improve transportation fuel efficiency.</li> <li>• Plastic packaging materials are marked according to ISO 11469 and DIN 6120 standards.</li> </ul>  |
| <b>End-of-life Management and Recycling</b> | <p>HP Inc. offers end-of-life HP product return and recycling programs in many geographic areas. To recycle your product, please go to: <a href="http://www.hp.com/go/reuse-recycle">http://www.hp.com/go/reuse-recycle</a> or contact your nearest HP sales office. Products returned to HP will be recycled, recovered or disposed of in a responsible manner.</p> <p>The EU WEEE directive (2002/95/EC) requires manufacturers to provide treatment information for each product type for use by treatment facilities. This information (product disassembly instructions) is posted on the Hewlett Packard web site at: <a href="http://www.hp.com/go/recyclers">http://www.hp.com/go/recyclers</a>. These instructions may be used by recyclers and other WEEE treatment facilities as well as HP OEM customers who integrate and re-sell HP equipment.</p> <p>Global Citizenship Report<br/> <a href="http://www.hp.com/hpinfo/globalcitizenship/gcreport/index.html">http://www.hp.com/hpinfo/globalcitizenship/gcreport/index.html</a><br/>         Eco-label certifications<br/> <a href="http://www8.hp.com/us/en/hp-information/environment/ecolabels.html">http://www8.hp.com/us/en/hp-information/environment/ecolabels.html</a><br/>         ISO 14001 certificates:<br/> <a href="http://h20195.www2.hp.com/V2/GetDocument.aspx?docname=c04755842">http://h20195.www2.hp.com/V2/GetDocument.aspx?docname=c04755842</a> and<br/> <a href="http://www.hp.com/hpinfo/globalcitizenship/environment/pdf/cert.pdf">http://www.hp.com/hpinfo/globalcitizenship/environment/pdf/cert.pdf</a></p> |
| <b>footnotes</b>                            | <ol style="list-style-type: none"> <li>1. Percentage of ocean-bound plastic contained in each component varies by product.</li> <li>2. Recycled plastic content percentage is based on the definition set in the IEEE 1680.1-2018 standard.</li> <li>3. 100% outer box packaging and corrugated cushions made from sustainably sourced certified and recycled fibers.</li> <li>4. Fiber cushions made from 100% recycled wood fiber and organic materials.</li> <li>5. Plastic cushions are made from &gt;90% recycled plastic.</li> </ol>   |

### Features

#### HP EliteOne 840 23.8-inch G9 All-in-One Desktop PC

|  |   |                     |                     |
|--|---|---------------------|---------------------|
| <b>Eco-Label Certifications &amp; declarations</b>                         | <p>This product has received or is in the process of being certified to the following approvals and may be labeled with one or more of these marks:</p> <ul style="list-style-type: none"> <li>• IT ECO declaration</li> <li>• US ENERGY STAR®</li> <li>• US Federal Energy Management Program (FEMP)</li> <li>• EPEAT® Climate+ registered in the United States. See <a href="http://www.epeat.net">http://www.epeat.net</a> for registration status in your country.*</li> <li>• TCO Certified</li> <li>• China Energy Conservation Program (CECP)</li> <li>• China State Environmental Protection Administration (SEPA)</li> <li>• Taiwan Green Mark</li> <li>• Korea Eco-label</li> <li>• Japan PC Green label</li> <li>• Commission Regulation (EC) No 617/2013 (ErP Lot 3)</li> </ul> <p><b>NOTE*:</b> Based on US EPEAT® registration according to IEEE 1680.1-2018 EPEAT®. EPEAT® status varies by country. Visit <a href="http://www.epeat.net">http://www.epeat.net</a> for more information.</p> |                     |                     |
| <b>Sustainable Impact Specifications</b>                                   | <ul style="list-style-type: none"> <li>• Ocean-bound plastic in Rear cover, Speaker Box<sup>1</sup></li> <li>• 65% post-consumer recycled plastic<sup>2</sup></li> <li>• Outside Box and corrugated cushions are 100% sustainably sourced and recyclable<sup>3</sup></li> <li>• Molded Paper Pulp Cushion inside box is 100% sustainably sourced and recyclable<sup>4</sup></li> <li>• Bulk packaging available<sup>5</sup></li> </ul>  |                     |                     |
| <b>System Configuration</b>  | <p>The configuration used for the Energy Consumption and Declared Noise Emissions data for the All-in-One PC model is based on a typically configured PC featuring a hard disk drive, a high efficiency power supply, and a Microsoft Windows® operating system.</p>  |                     |                     |
| <b>Energy Consumption (in accordance with US ENERGY STAR® test method)</b> | <b>115VAC, 60Hz</b>   | <b>230VAC, 50Hz</b> | <b>100VAC, 50Hz</b> |
| Normal Operation (Short idle)  | 27.9 W  | 27.98 W             | 27.44 W             |
| Normal Operation (Long idle)   | N/A   | N/A                 | N/A                 |
| Sleep  | 3.38 W  | 3.38 W              | 3.34 W              |
| Off  | 1.03 W  | 1.12 W              | 1.02 W              |
|  | <p><b>NOTE:</b> Energy efficiency data listed is for an ENERGY STAR® compliant product if offered within the model family. HP computers marked with the ENERGY STAR® Logo are compliant with the applicable U.S. Environmental Protection Agency (EPA) ENERGY STAR® specifications for computers. If a model family does not offer ENERGY STAR® compliant configurations, then energy efficiency data listed is for a typically configured PC featuring a hard disk drive, a high efficiency power supply, and a Microsoft Windows® operating system.</p>   |                     |                     |
| <b>Heat Dissipation*</b>   | <b>115VAC, 60Hz</b>   | <b>230VAC, 50Hz</b> | <b>100VAC, 50Hz</b> |
| Normal Operation (Short idle)  | 95.4 BTU/hr   | 95.7 BTU/hr         | 93.8 BTU/hr         |
| Normal Operation (Long idle)   | N/A   | N/A                 | N/A                 |
| Sleep  | 11.6 BTU/hr   | 11.6 BTU/hr         | 11.4 BTU/hr         |
| Off  | 3.5 BTU/hr  | 3.8 BTU/hr          | 3.5 BTU/hr          |
|  | <p><b>NOTE:</b> Heat dissipation is calculated based on the measured watts, assuming the service level is attained for one hour.</p>  |                     |                     |

### Features

|  |  |   |        |
|--|--|---|--------|
| <b>Declared Noise Emissions (in accordance with ISO 7779 and ISO 9296)</b>       | Sound Power<br>(L <sub>WAd</sub> , bels)   | Sound Pressure<br>(L <sub>pAm</sub> , decibels) |        |
| Typically Configured – Idle  | 2.7  | 15.9  |        |
| Fixed Disk – Random writes   | 2.7  | 16.1  |        |
| Longevity and Upgrading  | <p>This product can be upgraded, possibly extending its useful life by several years. Upgradeable features and/or components contained in the product may include:</p> <ul style="list-style-type: none"> <li>• 6 USB ports</li> <li>• 2 memory slots</li> <li>• 1 Mini PCIe half-length slot</li> <li>• 1 MXM 3.0 Type A - 35W slot</li> <li>• 1 mSATA slot</li> <li>• 1 2.5" internal bay supporting up to Two 2.5" hard drives (HDD/SSD/SED/SSHD)</li> <li>• 1 5.25" external supporting optical drive</li> </ul> <p>Spare parts are available throughout the warranty period and or for up to “5” years after the end of production.</p>   |   |        |
| <b>Additional Information</b>  | <ul style="list-style-type: none"> <li>• This product is in compliance with the Restrictions of Hazardous Substances (RoHS) directive - 2011/65/EC.</li> <li>• This HP product is designed to comply with the Waste Electrical and Electronic Equipment (WEEE) Directive – 2002/96/EC.</li> <li>• This product is in compliance with California Proposition 65 (State of California; Safe Drinking Water and Toxic Enforcement Act of 1986).</li> <li>• This product is in compliance with the IEEE 1680 (EPEAT) standard at the Climate+ level, see <a href="http://www.epeat.net">http://www.epeat.net</a></li> <li>• Plastics parts weighing over 25 grams used in the product are marked per ISO11469 and ISO1043.</li> <li>• This product is 97.5% recycle-able when properly disposed of at end of life.</li> </ul>  |   |        |
| <b>Packaging Materials</b>   | <b>External:</b>   | PAPER/Paper                                     | 1240 g |
|  |  | PAPER/Molded Pulp                               | 1489 g |
|  | <b>Internal:</b>   | PLASTIC/Other                                   | 49 g   |
|  |  | PLASTIC/Polyethylene Expanded-EPE               | 76 g   |
|  | The plastic packaging material contains at least 80% recycled content.   |   |        |
| The corrugated paper packaging materials contains at least 80% recycled content. |  |   |        |
| <b>RoHS Compliance</b>   | <p>HP Inc. complies fully with materials regulations. We were among the first companies to extend the restrictions in the European Union (EU) Restriction of Hazardous Substances (RoHS) Directive to our products worldwide through the HP GSE. HP has contributed to the development of related legislation in Europe, as well as China, India, and Vietnam.</p> <p>We believe the RoHS directive and similar laws play an important role in promoting industry-wide elimination of substances of concern. We have supported the inclusion of additional substances—including PVC, BFRs, and certain phthalates—in future RoHS legislation that pertains to electrical and electronics products.</p> <p>We met our voluntary objective to achieve worldwide compliance with the new EU RoHS requirements for virtually all relevant products by July 2013, and we will continue to extend the scope of the commitment to include further restricted substances as regulations continue to evolve.</p> <p>To obtain a copy of the HP RoHS Compliance Statement, see <a href="#">HP RoHS position statement</a>.</p> |   |        |
| <b>Material Usage</b>  | This product does not contain any of the following substances in excess of regulatory limits (refer to the HP General Specification for the Environment at   |   |        |

### Features

|  |  |
|--|--|
|  | <p><a href="http://www.hp.com/hpinfo/globalcitizenship/environment/supplychain/gen_specifications.html">http://www.hp.com/hpinfo/globalcitizenship/environment/supplychain/gen_specifications.html</a>):</p> <ul style="list-style-type: none"> <li>• Asbestos</li> <li>• Certain Azo Colorants</li> <li>• Certain Brominated Flame Retardants – may not be used as flame retardants in plastics</li> <li>• Cadmium</li> <li>• Chlorinated Hydrocarbons</li> <li>• Chlorinated Paraffins</li> <li>• Bis(2-Ethylhexyl) phthalate (DEHP)</li> <li>• Benzyl butyl phthalate (BBP)</li> <li>• Dibutyl phthalate (DBP)</li> <li>• Diisobutyl phthalate (DIBP)</li> <li>• Formaldehyde</li> <li>• Halogenated Diphenyl Methanes</li> <li>• Lead carbonates and sulfates</li> <li>• Lead and Lead compounds</li> <li>• Mercuric Oxide Batteries</li> <li>• Nickel – finishes must not be used on the external surface designed to be frequently handled or carried by the user.</li> <li>• Ozone Depleting Substances</li> <li>• Polybrominated Biphenyls (PBBs)</li> <li>• Polybrominated Biphenyl Ethers (PBBEs)</li> <li>• Polybrominated Biphenyl Oxides (PBBOs)</li> <li>• Polychlorinated Biphenyl (PCB)</li> <li>• Polychlorinated Terphenyls (PCT)</li> <li>• Polyvinyl Chloride (PVC) – except for wires and cables, and certain retail packaging has been voluntarily removed from most applications.</li> <li>• Radioactive Substances</li> <li>• Tributyl Tin (TBT), Triphenyl Tin (TPT), Tributyl Tin Oxide (TBTO)</li> </ul>  |
| <p><b>Packaging Usage</b></p>                      | <p>HP follows these guidelines to decrease the environmental impact of product packaging:</p> <ul style="list-style-type: none"> <li>• Design packaging materials for ease of disassembly.</li> <li>• Maximize the use of post-consumer recycled content materials in packaging materials.</li> <li>• Use readily recyclable packaging materials such as paper and corrugated materials.</li> <li>• Reduce size and weight of packages to improve transportation fuel efficiency.</li> <li>• Plastic packaging materials are marked according to ISO 11469 and DIN 6120 standards.</li> </ul>  |
| <p><b>End-of-life Management and Recycling</b></p> | <p>HP Inc. offers end-of-life HP product return and recycling programs in many geographic areas. To recycle your product, please go to: <a href="http://www.hp.com/go/reuse-recycle">http://www.hp.com/go/reuse-recycle</a> or contact your nearest HP sales office. Products returned to HP will be recycled, recovered or disposed of in a responsible manner.</p> <p>The EU WEEE directive (2002/95/EC) requires manufacturers to provide treatment information for each product type for use by treatment facilities. This information (product disassembly instructions) is posted on the Hewlett Packard web site at: <a href="http://www.hp.com/go/recyclers">http://www.hp.com/go/recyclers</a>. These instructions may be used by recyclers and other WEEE treatment facilities as well as HP OEM customers who integrate and re-sell HP equipment.</p> <p>Global Citizenship Report<br/> <a href="http://www.hp.com/hpinfo/globalcitizenship/gcreport/index.html">http://www.hp.com/hpinfo/globalcitizenship/gcreport/index.html</a><br/> Eco-label certifications<br/> <a href="http://www8.hp.com/us/en/hp-information/environment/ecolabels.html">http://www8.hp.com/us/en/hp-information/environment/ecolabels.html</a><br/> ISO 14001 certificates:<br/> <a href="http://www.hp.com/hpinfo/globalcitizenship/environment/pdf/PC_GBU_Product_Design_ISO_14K_Certificate.pdf">http://www.hp.com/hpinfo/globalcitizenship/environment/pdf/PC_GBU_Product_Design_ISO_14K_Certificate.pdf</a> and<br/> <a href="http://www.hp.com/hpinfo/globalcitizenship/environment/pdf/cert.pdf">http://www.hp.com/hpinfo/globalcitizenship/environment/pdf/cert.pdf</a></p> |

### Features

|   |  |
|---|--|
| <b>HP, Inc. Corporate Environmental Information</b> | For more information about HP's commitment to the environment:<br><br>Global Citizenship Report<br><a href="http://www.hp.com/hpinfo/globalcitizenship/gcreport/index.html">http://www.hp.com/hpinfo/globalcitizenship/gcreport/index.html</a><br>Eco-label certifications<br><a href="http://www8.hp.com/us/en/hp-information/environment/ecolabels.html">http://www8.hp.com/us/en/hp-information/environment/ecolabels.html</a><br>ISO 14001 certificates:<br><a href="http://h20195.www2.hp.com/V2/GetDocument.aspx?docname=c04755842">http://h20195.www2.hp.com/V2/GetDocument.aspx?docname=c04755842</a> and<br><a href="http://www.hp.com/hpinfo/globalcitizenship/environment/pdf/cert.pdf">http://www.hp.com/hpinfo/globalcitizenship/environment/pdf/cert.pdf</a> |
| <b>footnotes</b>                                    | <ol style="list-style-type: none"><li>1. Percentage of ocean-bound plastic contained in each component varies by product.</li><li>2. Recycled plastic content percentage is based on the definition set in the IEEE 1680.1-2018 standard.</li><li>3. 100% outer box packaging and corrugated cushions made from sustainably sourced certified and recycled fibers.</li><li>4. Fiber cushions made from 100% recycled wood fiber and organic materials.</li><li>5. Plastic cushions are made from &gt;90% recycled plastic.</li></ol>   |

### Features

#### HP EliteOne 870 27-inch G9 All-in-One Desktop PC

|  |   |                     |                     |
|--|---|---------------------|---------------------|
| <b>Eco-Label Certifications &amp; declarations</b>                         | <p>This product has received or is in the process of being certified to the following approvals and may be labeled with one or more of these marks:</p> <ul style="list-style-type: none"> <li>• IT ECO declaration</li> <li>• US ENERGY STAR®</li> <li>• US Federal Energy Management Program (FEMP)</li> <li>• EPEAT® Climate+ registered in the United States. See <a href="http://www.epeat.net">http://www.epeat.net</a> for registration status in your country.*</li> <li>• TCO Certified</li> <li>• China Energy Conservation Program (CECP)</li> <li>• China State Environmental Protection Administration (SEPA)</li> <li>• Taiwan Green Mark</li> <li>• Korea Eco-label</li> <li>• Japan PC Green label</li> <li>• Commission Regulation (EC) No 617/2013 (ErP Lot 3)</li> </ul> <p><b>NOTE*:</b> Based on US EPEAT® registration according to IEEE 1680.1-2018 EPEAT®. EPEAT® status varies by country. Visit <a href="http://www.epeat.net">http://www.epeat.net</a> for more information.</p> |                     |                     |
| <b>Sustainable Impact Specifications</b>                                   | <ul style="list-style-type: none"> <li>• Ocean-bound plastic in Rear cover, Speaker Box<sup>1</sup></li> <li>• 70% post-consumer recycled plastic<sup>2</sup></li> <li>• External Power Supply 90% Efficiency<sup>3</sup></li> <li>• Outside Box and corrugated cushions are 100% sustainably sourced and recyclable<sup>4</sup></li> <li>• Molded Paper Pulp Cushion inside box is 100% sustainably sourced and recyclable<sup>5</sup></li> <li>• Bulk packaging available<sup>6</sup></li> </ul>  |                     |                     |
| <b>System Configuration</b>  | <p>The configuration used for the Energy Consumption and Declared Noise Emissions data for the All-in-One PC model is based on a typically configured PC featuring a hard disk drive, a high efficiency power supply, and a Microsoft Windows® operating system.</p>  |                     |                     |
| <b>Energy Consumption (in accordance with US ENERGY STAR® test method)</b> | <b>115VAC, 60Hz</b>   | <b>230VAC, 50Hz</b> | <b>100VAC, 60Hz</b> |
| Normal Operation (Short idle)  | 25.79 W   | 25.88 W             | 25.61 W             |
| Normal Operation (Long idle)   | 2.99 W  | 3.08 W              | 2.81 W              |
| Sleep  | 2.96 W  | 3.05 W              | 2.78 W              |
| Off  | 0.86 W  | 0.87 W              | 0.84 W              |
|  | <p><b>Note:</b> Energy efficiency data listed is for an ENERGY STAR® compliant product if offered within the model family. HP computers marked with the ENERGY STAR® Logo are compliant with the applicable U.S. Environmental Protection Agency (EPA) ENERGY STAR® specifications for computers. If a model family does not offer ENERGY STAR® compliant configurations, then energy efficiency data listed is for a typically configured PC featuring a hard disk drive, a high efficiency power supply, and a Microsoft Windows® operating system.</p>   |                     |                     |
| <b>Heat Dissipation*</b>   | <b>115VAC, 60Hz</b>   | <b>230VAC, 50Hz</b> | <b>100VAC, 60Hz</b> |
| Normal Operation (Short idle)  | 184.2 BTU/hr  | 184.9 BTU/hr        | 182.9 BTU/hr        |
| Normal Operation (Long idle)   | 21.4 BTU/hr   | 22 BTU/hr           | 20.1 BTU/hr         |
| Sleep  | 21.1 BTU/hr   | 21.8 BTU/hr         | 19.9 BTU/hr         |
| Off  | 6.1 BTU/hr  | 6.2 BTU/hr          | 6 BTU/hr            |
|  | <p><b>NOTE:</b> Heat dissipation is calculated based on the measured watts, assuming the service level is attained for one hour.</p>  |                     |                     |



### Features

|  |   |   |
|--|---|---|
| <b>Declared Noise Emissions (in accordance with ISO 7779 and ISO 9296)</b> | Sound Power<br>(L <sub>WAd</sub> , bels)  | Sound Pressure<br>(L <sub>pAm</sub> , decibels)   |
| Typically Configured – Idle  | 2.6   | 15.4  |
| Fixed Disk – Random writes   | 2.6   | 15.4  |
| Longevity and Upgrading  | <p>This product can be upgraded, possibly extending its useful life by several years. Upgradeable features and/or components contained in the product may include:</p> <ul style="list-style-type: none"> <li>• 6 USB ports</li> <li>• 2 memory slots</li> <li>• 1 Mini PCIe half-length slot</li> <li>• 1 MXM 3.0 Type A - 35W slot</li> <li>• 1 mSATA slot</li> <li>• 1 2.5" internal bay supporting up to Two 2.5" hard drives (HDD/SSD/SED/SSHD)</li> <li>• 1 5.25" external supporting optical drive</li> </ul> <p>Spare parts are available throughout the warranty period and or for up to "5" years after the end of production.</p>  |   |
| <b>Additional Information</b>  | <ul style="list-style-type: none"> <li>• This product is in compliance with the Restrictions of Hazardous Substances (RoHS) directive - 2011/65/EC.</li> <li>• This HP product is designed to comply with the Waste Electrical and Electronic Equipment (WEEE) Directive – 2002/96/EC.</li> <li>• This product is in compliance with California Proposition 65 (State of California; Safe Drinking Water and Toxic Enforcement Act of 1986).</li> <li>• This product is in compliance with the IEEE 1680 (EPEAT) standard at the Climate+ level, see <a href="http://www.epeat.net">http://www.epeat.net</a></li> <li>• Plastics parts weighing over 25 grams used in the product are marked per ISO11469 and ISO1043.</li> <li>• This product is 97.9% recycle-able when properly disposed of at end of life</li> </ul>  |   |
| <b>Packaging Materials</b>   | <b>External:</b>  | PAPER/Paper 244 g<br>COMPOSITE/paper/carton+plastic 4450 g<br><b>Internal:</b> PLASTIC/Polyethylene low density - LDPE 26 g<br>The plastic packaging material contains at least xx% recycled content.<br>The corrugated paper packaging materials contains at least xx% recycled content. |
| <b>RoHS Compliance</b>   | <p>HP Inc. complies fully with materials regulations. We were among the first companies to extend the restrictions in the European Union (EU) Restriction of Hazardous Substances (RoHS) Directive to our products worldwide through the HP GSE. HP has contributed to the development of related legislation in Europe, as well as China, India, and Vietnam.</p> <p>We believe the RoHS directive and similar laws play an important role in promoting industry-wide elimination of substances of concern. We have supported the inclusion of additional substances—including PVC, BFRs, and certain phthalates—in future RoHS legislation that pertains to electrical and electronics products.</p> <p>We met our voluntary objective to achieve worldwide compliance with the new EU RoHS requirements for virtually all relevant products by July 2013, and we will continue to extend the scope of the commitment to include further restricted substances as regulations continue to evolve.</p> <p>To obtain a copy of the HP RoHS Compliance Statement, see: <a href="#">HP RoHS position statement</a>.</p> |   |
| <b>Material Usage</b>  | This product does not contain any of the following substances in excess of regulatory limits (refer to the HP General Specification for the Environment at  |   |

### Features

|  |   |
|--|---|
|  | <p><a href="http://www.hp.com/hpinfo/globalcitizenship/environment/supplychain/gen_specifications.html">http://www.hp.com/hpinfo/globalcitizenship/environment/supplychain/gen_specifications.html</a>):</p> <ul style="list-style-type: none"> <li>• Asbestos</li> <li>• Certain Azo Colorants</li> <li>• Certain Brominated Flame Retardants – may not be used as flame retardants in plastics</li> <li>• Cadmium</li> <li>• Chlorinated Hydrocarbons</li> <li>• Chlorinated Paraffins</li> <li>• Bis(2-Ethylhexyl) phthalate (DEHP)</li> <li>• Benzyl butyl phthalate (BBP)</li> <li>• Dibutyl phthalate (DBP)</li> <li>• Diisobutyl phthalate (DIBP)</li> <li>• Formaldehyde</li> <li>• Halogenated Diphenyl Methanes</li> <li>• Lead carbonates and sulfates</li> <li>• Lead and Lead compounds</li> <li>• Mercuric Oxide Batteries</li> <li>• Nickel – finishes must not be used on the external surface designed to be frequently handled or carried by the user.</li> <li>• Ozone Depleting Substances</li> <li>• Polybrominated Biphenyls (PBBs)</li> <li>• Polybrominated Biphenyl Ethers (PBBEs)</li> <li>• Polybrominated Biphenyl Oxides (PBBOs)</li> <li>• Polychlorinated Biphenyl (PCB)</li> <li>• Polychlorinated Terphenyls (PCT)</li> <li>• Polyvinyl Chloride (PVC) – except for wires and cables, and certain retail packaging has been voluntarily removed from most applications.</li> <li>• Radioactive Substances</li> <li>• Tributyl Tin (TBT), Triphenyl Tin (TPT), Tributyl Tin Oxide (TBTO)</li> </ul> |
| <p><b>Packaging Usage</b></p>                              | <p>HP follows these guidelines to decrease the environmental impact of product packaging:</p> <ul style="list-style-type: none"> <li>• Design packaging materials for ease of disassembly.</li> <li>• Maximize the use of post-consumer recycled content materials in packaging materials.</li> <li>• Use readily recyclable packaging materials such as paper and corrugated materials.</li> <li>• Reduce size and weight of packages to improve transportation fuel efficiency.</li> <li>• Plastic packaging materials are marked according to ISO 11469 and DIN 6120 standards.</li> </ul>   |
| <p><b>End-of-life Management and Recycling</b></p>         | <p>HP Inc. offers end-of-life HP product return and recycling programs in many geographic areas. To recycle your product, please go to: <a href="http://www.hp.com/go/reuse-recycle">http://www.hp.com/go/reuse-recycle</a> or contact your nearest HP sales office. Products returned to HP will be recycled, recovered or disposed of in a responsible manner.</p> <p>The EU WEEE directive (2002/95/EC) requires manufacturers to provide treatment information for each product type for use by treatment facilities. This information (product disassembly instructions) is posted on the Hewlett Packard web site at: <a href="http://www.hp.com/go/recyclers">http://www.hp.com/go/recyclers</a>. These instructions may be used by recyclers and other WEEE treatment facilities as well as HP OEM customers who integrate and re-sell HP equipment.</p>  |
| <p><b>HP, Inc. Corporate Environmental Information</b></p> | <p>For more information about HP's commitment to the environment:</p> <p>Global Citizenship Report<br/> <a href="http://www.hp.com/hpinfo/globalcitizenship/gcreport/index.html">http://www.hp.com/hpinfo/globalcitizenship/gcreport/index.html</a></p> <p>Eco-label certifications<br/> <a href="http://www8.hp.com/us/en/hp-information/environment/ecolabels.html">http://www8.hp.com/us/en/hp-information/environment/ecolabels.html</a></p> <p>ISO 14001 certificates:<br/> <a href="http://h20195.www2.hp.com/V2/GetDocument.aspx?docname=c04755842">http://h20195.www2.hp.com/V2/GetDocument.aspx?docname=c04755842</a> and</p>  |

### Features

|                  |  |
|------------------|--|
|                  | <a href="http://www.hp.com/hpinfo/globalcitizenship/environment/pdf/cert.pdf">http://www.hp.com/hpinfo/globalcitizenship/environment/pdf/cert.pdf</a>  |
| <b>footnotes</b> | <ol style="list-style-type: none"><li>1. Percentage of ocean-bound plastic contained in each component varies by product.</li><li>2. Recycled plastic content percentage is based on the definition set in the IEEE 1680.1-2018 standard.</li><li>3. External power supplies, WWAN modules, power cords, cables and peripherals excluded.</li><li>4. 100% outer box packaging and corrugated cushions made from sustainably sourced certified and recycled fibers.</li><li>5. Fiber cushions made from 100% recycled wood fiber and organic materials.</li><li>6. Plastic cushions are made from &gt;90% recycled plastic.</li></ol> |

### Features

#### **SERVICE AND SUPPORT**

On-site Warranty<sup>1</sup>: One-year (1-1-1) limited warranty delivers one year of on-site, next business day<sup>2</sup> service for parts and labor support. Service offers terms up to 5 years by choosing an optional HP Care Pack. To choose the right level of service for your HP product, visit HP Care Pack Central: <http://www.hp.com/go/cpc>.<sup>3</sup>

1. Terms and conditions may vary by country. Certain restrictions and exclusions apply. Other warranty variations may be offered in your region.
2. On-site service may be provided pursuant to a service contract between HP and an authorized HP third-party provider and is not available in certain countries. Global service response times are based on commercially reasonable best effort and may vary by country.
3. Service levels and response times for HP Care Packs may vary depending on your geographic location. Service starts on date of hardware purchase. Restrictions and limitations apply. For details, visit [www.hp.com/go/cpc](http://www.hp.com/go/cpc). HP services are governed by the applicable HP terms and conditions of service provided or indicated to Customer at the time of purchase. Customer may have additional statutory rights according to applicable local laws, and such rights are not in any way affected by the HP terms and conditions of service or the HP Limited Warranty provided with your HP Product.

#### **CERTIFICATION AND COMPLIANCE**

##### **Energy Efficiency Compliance**

ENERGY STAR<sup>®</sup> certified. EPEAT<sup>®</sup> registered where applicable. EPEAT<sup>®</sup> registration varies by country. See <http://www.epeat.net> for registration status by country. According to IEEE 1680.1-2018.

### PROCESSORS

#### 12<sup>th</sup> / 13<sup>th</sup> / 14<sup>th</sup> Generation Intel® Core™ Processors

All HP EliteDesk 800 G9 Business PC models featuring this technology include processors that are part of the Intel® Stable Image Platform Program (SIPP) designed to ensure the stability promise inherent in the value proposition of the HP Elite series G9 Desktop Business PC.

Intel® Management Engine (ME) v16 – An advanced set of remote management features and functionality which provides network administrators the latest and most effective tools to remotely discover, heal, and protect networked client systems regardless of the system's health or power state. AMT 16 includes the following advanced management functions:

- Support for configuration of Intel ME 16.0 capabilities
- No reset after provisioning
- Support for Intel Enterprise Digital Fence
- The Platform Discovery Utility can now discover these additional Intel products:
  - Public Key Infrastructure
- Profile Editor and Profile Editor Plugin Interface
- Required Permissions for Solutions Framework

### Technical Specifications – Display Panel Specifications

#### DISPLAY PANEL SPECIFICATIONS

**NOTE:** All specifications represent the typical specifications provided by HP's component manufacturers; actual performance may vary either higher or lower. For All in One only Intel® HD Graphics (integrated).

#### **23.8" diagonal IPS widescreen WLED backlit anti-glare LCD (1920 x 1080) Projected Capacitive Touch supports up to 10 touch-points**

Support HW low blue light feature

|   |  |
|---|--|
| <b>Type</b>                                     | IPS WLED Backlit LCD                               |
| <b>Active area (mm)</b>                         | 527.04 x 296.46                                    |
| <b>Native resolution (HxV)</b>                  | 1920 x 1080  |
| <b>Refresh rate</b>                             | 60 Hz @ 1920 x 1080                                |
| <b>Aspect ratio</b>                             | 16:9   |
| <b>Pixel pitch (HxV)(mm)</b>                    | 0.2745 x 0.2745                                    |
| <b>Contrast ratio</b>                           | 1000:1   |
| <b>Brightness</b>                               | 300nits*   |
| <b>Viewing angle (HxV)</b>                      | 178° x 178°  |
| <b>Backlight lamp life (to half brightness)</b> | 30,000 hours minimum                               |
| <b>Color support</b>                            | Up to 16.7 million colors with 8 Bit (6 Bit + FRC) |
| <b>Color gamut</b>                              | sRGB 99%   |
| <b>Anti-glare</b>                               | Yes  |
| <b>Response time</b>                            | 14ms   |
| <b>Default color temperature</b>                | Warm (6500K)                                       |

**NOTE\*:** Actual brightness will be lower with touchscreen

#### **23.8" diagonal IPS widescreen WLED backlit anti-glare LCD (1920 x 1080) non-touch**

Support HW low blue light feature

|   |  |
|---|--|
| <b>Type</b>                                     | IPS WLED Backlit LCD                               |
| <b>Active area (mm)</b>                         | 527.04 x 296.46                                    |
| <b>Native resolution (HxV)</b>                  | 1920 x 1080  |
| <b>Refresh rate</b>                             | 60 Hz @ 1920 x 1080                                |
| <b>Aspect ratio</b>                             | 16:9   |
| <b>Pixel pitch (HxV)(mm)</b>                    | 0.2745 x 0.2745                                    |
| <b>Contrast ratio</b>                           | 1000:1   |
| <b>Brightness</b>                               | 250nits*   |
| <b>Viewing angle (HxV)</b>                      | 178° x 178°  |
| <b>Backlight lamp life (to half brightness)</b> | 30,000 hours minimum                               |
| <b>Color support</b>                            | Up to 16.7 million colors with 8 Bit (6 Bit + FRC) |
| <b>Color gamut</b>                              | NTSC 72%   |
| <b>Anti-glare</b>                               | Yes  |
| <b>Response time</b>                            | 14ms   |
| <b>Default color temperature</b>                | Warm (6500K)                                       |

### Technical Specifications – Stand Specifications

#### 27.0" diagonal IPS widescreen WLED backlit anti-glare LCD (1920 x 1080) non-touch

Support HW low blue light feature

|   |   |
|---|---|
| <b>Type</b>                                     | IPS WLED Backlit LCD                              |
| <b>Active area (mm)</b>                         | 597.888 x 336.312                                 |
| <b>Native resolution (HxV)</b>                  | 1920 x 1080                                       |
| <b>Refresh rate</b>                             | 60 Hz @ 1920 x 1080                               |
| <b>Aspect ratio</b>                             | 16:9  |
| <b>Pixel pitch (HxV)(mm)</b>                    | 0.3114 x 0.3114                                   |
| <b>Contrast ratio</b>                           | 1000:1  |
| <b>Brightness</b>                               | 250nits*  |
| <b>Viewing angle (HxV)</b>                      | 178° x 178°                                       |
| <b>Backlight lamp life (to half brightness)</b> | 30,000 hours minimum                              |
| <b>Color support</b>                            | Up to 16.7 million colors with 8 Bit(6 Bit + FRC) |
| <b>Color gamut</b>                              | NTSC 72%  |
| <b>Anti-glare</b>                               | Yes   |
| <b>Response time</b>                            | 14ms  |
| <b>Default color temperature</b>                | Warm (6500K)                                      |

**NOTE\*:** Actual brightness will be lower with touchscreen

#### 27.0" diagonal IPS widescreen WLED backlit anti-glare LCD (2560 x 1440) non-touch

Support HW low blue light feature

|   |   |
|---|---|
| <b>Type</b>                                     | IPS WLED Backlit LCD                        |
| <b>Active area (mm)</b>                         | 596.736 x 335.664                           |
| <b>Native resolution (HxV)</b>                  | 2560 x 1440                                 |
| <b>Refresh rate</b>                             | 60 Hz @ 2560 x 1440                         |
| <b>Aspect ratio</b>                             | 16:9  |
| <b>Pixel pitch (HxV)(mm)</b>                    | 0.2331 x 0.2331                             |
| <b>Contrast ratio</b>                           | 1000:1                                      |
| <b>Brightness*</b>                              | 350nits*                                    |
| <b>Viewing angle (HxV)</b>                      | 178° x 178°                                 |
| <b>Backlight lamp life (to half brightness)</b> | 30,000 hours minimum                        |
| <b>Color support</b>                            | Up to 16.7 million colors with 8 bit (True) |
| <b>Color gamut</b>                              | RGB99%                                      |
| <b>Anti-glare</b>                               | Yes   |
| <b>Response time</b>                            | 14ms  |
| <b>Default color temperature</b>                | Warm (6500K)                                |

**NOTE\*:** Actual brightness will be lower with touchscreen.



### Technical Specifications – Stand Specifications

#### **27.0" diagonal IPS widescreen WLED backlit LCD (2560 x 1440) Touch Projected Capacitive Touch supports up to 10 touch-points**

Support HW low blue light feature

|   |  |
|---|--|
| <b>Type</b>                                     | IPS WLED Backlit LCD                                 |
| <b>Active area (mm)</b>                         | 596.736 x 335.664                                    |
| <b>Native resolution (HxV)</b>                  | 2560 x 1440  |
| <b>Refresh rate</b>                             | 60 Hz @ 2560 x 1440                                  |
| <b>Aspect ratio</b>                             | 16:9   |
| <b>Pixel pitch (HxV)(mm)</b>                    | 0.2331 x 0.2331                                      |
| <b>Contrast ratio</b>                           | 1000:1   |
| <b>Brightness*</b>                              | 350nits*   |
| <b>Viewing angle (HxV)</b>                      | 178° x 178°  |
| <b>Backlight lamp life (to half brightness)</b> | 30,000 hours minimum                                 |
| <b>Color support</b>                            | Up to 16.7 million colors with 8 bit (True)<br>RGB99 |
| <b>Color gamut</b>                              | %  |
| <b>Anti-glare</b>                               | No   |
| <b>Response time</b>                            | 14ms   |
| <b>Default color temperature</b>                | Warm (6500K)   |

**NOTE\*:** Actual brightness will be lower with touchscreen.

### Technical Specifications – Graphics

#### GRAPHICS

##### HP Elite Mini 800 G9 Desktop PC

|   |   |
|---|---|
| Intel® HD Graphics (integrated)             | Integrated  |
| <b>VGA Controller</b>                       | Multimode capable; supports HDCP, Display Port Audio (2 streams), HBR2 link rates and Multi-Stream Technology for a maximum of 3 displays connected to any output controlled by Intel® Graphics   |
| <b>DisplayPort™</b>                         | Supports HDMI 2.1 features<br>Supports HDCP 2.3<br>Supports audio over HDMI   |
| <b>HDMI (on board /optional)</b>            | VGA output  |
| <b>VGA (optional)</b>                       | DisplayPort™ over the optional USB-C® module  |
| <b>USB-C® DP Alt Mode (optional)</b>        | The actual amount of maximum graphics memory can be >4GB. System memory is allocated for graphics as needed using Intel's Dynamic Video Memory Technology (DVMT), to provide an optimal balance between graphics and system memory use. |
| <b>Memory</b>                               | up to 16 bits/color<br>HEVC 10b Enc/12b Dec HW<br>VP9 12b Dec HW<br>HDR<br>Rec. 2020<br>DX12  |
| <b>Maximum Color Depth</b>                  | 4096 x 2304 @60Hz   |
| <b>Graphics/Video API Support</b>           | 4096 x 2160@60Hz<br>2048 x 1536@ 60Hz<br>5120 x 2160@ 60Hz<br>3840 x 2160@ 60Hz<br>5120 x 3200@60Hz   |
| <b>Max resolution (DP)</b>                  |   |
| <b>Max resolution (HDMI)</b>                |   |
| <b>Max resolution (option VGA)</b>          |   |
| <b>Max resolution (option DP)</b>           |   |
| <b>Max resolution (option HDMI)</b>         |   |
| <b>Max resolution (option Type C)</b>       |   |
| <b>NVIDIA® GeForce 3050Ti Graphics Card</b> |   |
| <b>Engine Clock</b>                         | Base: 1222.5MHZ Boost: 1485MHZ  |
| <b>Memory Clock</b>                         | 5501 MHz  |
| <b>Memory Size (width)</b>                  | 4GB (128-bit)   |
| <b>Memory Type</b>                          | GDDR6   |
| <b>Max. Resolution (DP)</b>                 | 5120x3200@60Hz  |
| <b>Max. Resolution (HDMI)</b>               | 4096x2160x24 bpp@60Hz   |
| <b>HDCP Compliance</b>                      | Yes   |
| <b>Total power consumption (W)</b>          | 60W   |

### Technical Specifications – Graphics

#### HP Elite SFF 800 G9 Desktop PC

|  |   |
|--|---|
| Intel® HD Graphics (integrated)        | Integrated  |
| <b>VGA Controller</b>                  | Multimode capable; supports HDCP, Display Port Audio), Onboard support HBR2 link rates/option DP support to HBR3 and Multi-Stream Technology for a maximum of 3-displays connected to any output controlled by Intel® Graphics          |
| <b>DisplayPort™</b>                    | Supports HDMI 2.1 features (onboard HDMI support HDMI1.4; Option HDMI support HDMI 2.1)   |
| <b>HDMI (onboard / optional)</b>       | Supports HDCP 2.3 (Support HDCP 1.4/2.3)<br>Supports audio over HDMI  |
| <b>VGA (optional)</b>                  | VGA output  |
| <b>USB-C® DP Alt Mode (optional)</b>   | DisplayPort™ over the optional USB-C® module (Support DP1.4 HBR2)   |
| <b>Memory</b>                          | The actual amount of maximum graphics memory can be >4GB. System memory is allocated for graphics as needed using Intel's Dynamic Video Memory Technology (DVMT), to provide an optimal balance between graphics and system memory use. |
| <b>Maximum Color Depth</b>             | up to 16 bits/color   |
| <b>Graphics/Video API Support</b>      | HEVC 10b Enc/12b Dec HW<br>VP9 12b Dec HW à AV1 decode support 8/10b, 4:2:0<br>HDR<br>Rec. 2020<br>DX12   |
| <b>Max. Resolution (VGA Option)</b>    | 2048 x 1536@60Hz  |
| <b>Max. Resolution (Onboard HDMI)</b>  | 1920 x 1080@60Hz  |
| <b>Max. Resolution (Option HDMI)</b>   | 3840 x 2160@60Hz  |
| <b>Max. Resolution (On board DP)</b>   | HBR2: 4096 x 2304@60hz 24 bpp   |
| <b>Max. Resolution (Option DP)</b>     | HBR3: 5120 x3200 @60hz 24 bpp   |
| <b>Max. Resolution (Option Type C)</b> | DP HBR2: 4096 x2304 @60hz 24bpp   |

#### NVIDIA® A400 4GB GDDR6 Graphics card

|                                      |   |
|--------------------------------------|---|
| <b>GPU Clocks</b>                    | Base: 1417 Mhz Boost: 1762 Mhz                    |
| <b>Memory size / Bus Width</b>       | 4GB / 64 bits                                     |
| <b>Graphic Memory Type / Clock</b>   | 4GB GDDR6/6001MHz                                 |
| <b>Max. Resolution (DP1.4a)</b>      | 7680x4320 x24 bpp @120Hz/60Hz                     |
| <b>Multi Display Support</b>         | 4 displays  |
| <b>HDCP Compliance</b>               | Yes   |
| <b>Rear I/O connectors (bracket)</b> | mDPx4   |
| <b>Cooling (active/passive)</b>      | Active  |
| <b>Total power consumption (W)</b>   | 50W   |
| <b>Form Factor</b>                   | H: 2.7"(68.58mm) x L: 6.4"(162.56mm), single slot |

### Technical Specifications – Graphics

#### **NVIDIA® T400 2GB Graphics Card**

|                                      |   |
|--------------------------------------|---|
| <b>Engine Clock</b>                  | 2100 MHz  |
| <b>Memory Clock</b>                  | 5001 MHz  |
| <b>Memory Size (width)</b>           | 2GB (64-bit)  |
| <b>Memory Type</b>                   | 256M x 16 GDDR6                                     |
| <b>Max. Resolution (DP)</b>          | 7680x4320@120Hz                                     |
| <b>Multi Display Support</b>         | 3 displays  |
| <b>HDCP Compliance</b>               | Yes   |
| <b>Rear I/O connectors (bracket)</b> | mDPx3   |
| <b>Cooling (active/passive)</b>      | Active fan-sink (Active cooling with dynamic speed) |
| <b>Total power consumption (W)</b>   | 30W   |
| <b>PCB form-factor with bracket</b>  | LP PCB with LP bracket                              |

#### **NVIDIA® T400 4GB Graphics Card**

|                                      |   |
|--------------------------------------|---|
| <b>Engine Clock</b>                  | 2100 MHz  |
| <b>Memory Clock</b>                  | 5001 MHz  |
| <b>Memory Size (width)</b>           | 4GB (64-bit)  |
| <b>Memory Type</b>                   | 512M x 16 GDDR6                                     |
| <b>Max. Resolution (DP)</b>          | 7680x4320@120Hz                                     |
| <b>Multi Display Support</b>         | 3 displays  |
| <b>HDCP Compliance</b>               | Yes   |
| <b>Rear I/O connectors (bracket)</b> | mDPx3   |
| <b>Cooling (active/passive)</b>      | Active fan-sink (Active cooling with dynamic speed) |
| <b>Total power consumption (W)</b>   | 30W   |
| <b>PCB form-factor with bracket</b>  | LP PCB with LP bracket                              |

#### **AMD Radeon™ RX 6300 2GB GDDR6 Graphics card**

|                                      |   |
|--------------------------------------|---|
| <b>Engine Clock</b>                  | Base: 1512 Mhz Boost: 2040 Mhz                    |
| <b>Memory Size / Width</b>           | 2GB / 32bit                                       |
| <b>Graphic Memory Type / Clock</b>   | 512Mx32 GDDR6 ,1 pcs / 16Gbps                     |
| <b>Max. Resolution (HDMI)</b>        | 7680x4320@60Hz                                    |
| <b>Max. Resolution (DP)</b>          | 7680x4320@120Hz                                   |
| <b>Multi Display Support</b>         | 2 displays  |
| <b>HDCP Compliance</b>               | Yes   |
| <b>Rear I/O connectors (bracket)</b> | HDMIx1+ DPx1 (LP)                                 |
| <b>Cooling (active/passive)</b>      | Active  |
| <b>Total power consumption (W)</b>   | 57W   |
| <b>Form-factor</b>                   | X:160.2mm/Y:68.9mm/Z: 22.6mm PCB with single slot |

### Technical Specifications – Graphics

#### HP Elite Tower 800 G9 Desktop PC

|  |   |
|--|---|
| Intel® UHD Graphics (integrated)       |   |
| <b>VGA Controller</b>                  | Integrated  |
| <b>DisplayPort™</b>                    | Multimode capable; supports HDCP, Display Port Audio, Onboard support HBR2 link rates/option DP support to HBR3 and Multi-Stream Technology for a maximum of 3 displays connected to any output controlled by Intel® Graphics           |
| <b>HDMI (onboard / optional)</b>       | Supports HDMI 2.1 features (onboard HDMI support HDMI1.4; Option HDMI support HDMI 2.1)<br>Supports HDCP 2.3 (Support HDCP 1.4/2.3)<br>Supports audio over HDMI   |
| <b>VGA (optional)</b>                  | VGA output  |
| <b>USB-C® DP Alt Mode (optional)</b>   | DisplayPort™ over the optional USB-C® module (Support DP1.4 HBR2)   |
| <b>Memory</b>                          | The actual amount of maximum graphics memory can be >4GB. System memory is allocated for graphics as needed using Intel's Dynamic Video Memory Technology (DVMT), to provide an optimal balance between graphics and system memory use. |
| <b>Maximum Color Depth</b>             | up to 16 bits/color   |
| <b>Graphics/Video API Support</b>      | HEVC 10b Enc/12b Dec HW<br><br>VP9 12b Dec HW à AV1 decode support 8/10b, 4:2:0<br>HDR<br>Rec. 2020<br>DX12   |
| <b>Max. Resolution (VGA Option)</b>    | 2048 x 1536@60Hz  |
| <b>Max. Resolution (Onboard HDMI)</b>  | 1920 x 1080@60Hz  |
| <b>Max. Resolution (Option HDMI)</b>   | 3840 x 2160@60Hz  |
| <b>Max. Resolution (Option HDMI)</b>   | 3840 x 2160@60Hz  |
| <b>Max. Resolution (On board DP)</b>   | HBR2: 4096 x 2304@60hz 24 bpp   |
| <b>Max. Resolution (Option DP)</b>     | HBR3: 5120 x 3200 @60hz 24 bpp  |
| <b>Max. Resolution (Option Type C)</b> | DP HBR2: 4096 x 2304 @60hz 24bpp  |

#### NVIDIA® GeForce® RTX 4060 Graphics Card

|                                      |   |
|--------------------------------------|---|
| <b>Engine Clock</b>                  | Base: 1830 Mhz Boost: 2046 Mhz                                      |
| <b>Frame Buffer Size / Width</b>     | 8GB / 128bit  |
| <b>Graphic Memory Type / Clock</b>   | 512Mx32 GDDR6 @ 4pcs / 17000Mhz                                     |
| <b>Max. Resolution (HDMI)</b>        | HDMI 2.1a / 4096x2160x36bpp @ 120Hz or 7680x4320 at 60Hz with DSC   |
| <b>Max. Resolution (DP)</b>          | DP 1.4a ready / 7680 x 4320 x24bpp at 120Hz                         |
| <b>Multi Display Support</b>         | Up to 4 display   |
| <b>HDCP Compliance</b>               | Yes   |
| <b>Rear I/O connectors (bracket)</b> | HDMIx1 + DPx3   |
| <b>Cooling (active/passive)</b>      | Active fansink with 4 pin fan control                               |
| <b>Total power consumption (W)</b>   | 115 W   |
| <b>PCB form-factor with bracket</b>  | ATX (X:144.7mm/Y:111.2mm/Z: 38.40mm) PCB with ATX dual slot bracket |

**NOTE:** PCIe 2x4 power connector requires for RTX4060 with 400W PSU

### Technical Specifications – Graphics

#### NVIDIA® GeForce® RTX 3060 LHR Graphics Card

|                                      |  |
|--------------------------------------|--|
| <b>Engine Clock</b>                  | Base: 1320 Mhz Boost: 1777 Mhz                                     |
| <b>Frame Buffer Size / Width</b>     | 12GB / 192bit  |
| <b>Graphic Memory Type / Clock</b>   | 512Mx16 GDDR6 @ 6 pcs / 16Gbps                                     |
| <b>Max. Resolution (HDMI)</b>        | 7680x4320@60Hz   |
| <b>Max. Resolution (DP)</b>          | 7680x4320@60Hz   |
| <b>Multi Display Support</b>         | 4 displays   |
| <b>HDCP Compliance</b>               | Yes  |
| <b>Rear I/O connectors (bracket)</b> | HDMIx1+ DPx3   |
| <b>Cooling (active/passive)</b>      | Active fansink with 4 pin fan control                              |
| <b>Total power consumption (W)</b>   | 170W   |
| <b>PCB form-factor with bracket</b>  | ATX (X:188mm/Y:111.15mm/Z: 34.80mm) PCB with ATX dual slot bracket |

**NOTE:** [PCIe 2x4 power connector](#) requires for RTX3060 with 400W PSU

#### NVIDIA® GeForce® RTX 3050 8GB GDDR6 Graphics Card

|                                      |  |
|--------------------------------------|--|
| <b>Engine Clock</b>                  | Base: 1515 Mhz Boost: 1755 Mhz                                       |
| <b>Frame Buffer Size / Width</b>     | 8GB/128bit   |
| <b>Graphic Memory Type / Clock</b>   | 512Mx32 GDDR6 @ 4 pcs/14Gbps   |
| <b>Max. Resolution (HDMI)</b>        | 7680x4320@60Hz   |
| <b>Max. Resolution (DP)</b>          | 7680x4320@60Hz   |
| <b>Multi Display Support</b>         | 4 displays   |
| <b>HDCP Compliance</b>               | Yes  |
| <b>Rear I/O connectors (bracket)</b> | HDMIx1+ DPx3   |
| <b>Cooling (active/passive)</b>      | Active fansink with 4 pin fan control                                |
| <b>Total power consumption (W)</b>   | 120W   |
| <b>Form-factor</b>                   | ATX (X:144.7mm/Y:111.15mm/Z: 36.70mm) PCB with ATX dual slot bracket |

**NOTE:** [PCIe 2x4 power connector](#) requires for RTX3050 with 400W PSU

#### NVIDIA® A400 4GB GDDR6 Graphics card

|                                      |   |
|--------------------------------------|---|
| <b>GPU Clocks</b>                    | Base: 1417 Mhz Boost: 1762 Mhz                    |
| <b>Memory size / Bus Width</b>       | 4GB / 64 bits                                     |
| <b>Graphic Memory Type / Clock</b>   | 4GB GDDR6/6001MHz                                 |
| <b>Max. Resolution (DP1.4a)</b>      | 7680x4320 x24 bpp @120Hz/60Hz                     |
| <b>Multi Display Support</b>         | 4 displays  |
| <b>HDCP Compliance</b>               | Yes   |
| <b>Rear I/O connectors (bracket)</b> | mDPx4   |
| <b>Cooling (active/passive)</b>      | Active  |
| <b>Total power consumption (W)</b>   | 50W   |
| <b>Form Factor</b>                   | H: 2.7"(68.58mm) x L: 6.4"(162.56mm), single slot |

### Technical Specifications – Graphics

#### **NVIDIA® T400 2GB Graphics Card**

|                                      |   |
|--------------------------------------|---|
| <b>Engine Clock</b>                  | 2100 MHz  |
| <b>Memory Clock</b>                  | 5001 MHz  |
| <b>Memory Size (width)</b>           | 2GB (64-bit)  |
| <b>Memory Type</b>                   | 256M x 16 GDDR6                                     |
| <b>Max. Resolution (DP)</b>          | 7680x4320@120Hz                                     |
| <b>Multi Display Support</b>         | 3 displays  |
| <b>HDCP Compliance</b>               | Yes   |
| <b>Rear I/O connectors (bracket)</b> | mDPx3   |
| <b>Cooling (active/passive)</b>      | Active fan-sink (Active cooling with dynamic speed) |
| <b>Total power consumption (W)</b>   | 30W   |

#### **NVIDIA® T400 4GB Graphics Card**

|                                      |   |
|--------------------------------------|---|
| <b>Engine Clock</b>                  | 2100 MHz  |
| <b>Memory Clock</b>                  | 5001 MHz  |
| <b>Memory Size (width)</b>           | 4GB (64-bit)  |
| <b>Memory Type</b>                   | 512M x 16 GDDR6                                     |
| <b>Max. Resolution (DP)</b>          | 7680x4320@120Hz                                     |
| <b>Multi Display Support</b>         | 3 displays  |
| <b>HDCP Compliance</b>               | Yes   |
| <b>Rear I/O connectors (bracket)</b> | mDPx3   |
| <b>Cooling (active/passive)</b>      | Active fan-sink (Active cooling with dynamic speed) |
| <b>Total power consumption (W)</b>   | 30W   |
| <b>PCB form-factor with bracket</b>  | LP PCB with LP bracket                              |

#### **Intel® Arc™ A380 6GB GDDR6 Graphics card<sup>4</sup>**

|                                      |                       |
|--------------------------------------|-----------------------|
| <b>Engine Clock</b>                  | 2150Mhz               |
| <b>Frame Buffer Size / Width</b>     | 6GB/96bit             |
| <b>Graphic Memory Type / Clock</b>   | GDDR6 ,3 pcs/15.5Gbps |
| <b>Max. Resolution (HDMI)</b>        | 4096 x2160@60Hz       |
| <b>Max. Resolution (DP)</b>          | 7680x4320@60Hz        |
| <b>Multi Display Support</b>         | 4 displays            |
| <b>HDCP Compliance</b>               | Yes                   |
| <b>Rear I/O connectors (bracket)</b> | DP x3 + HDMI x1       |
| <b>Cooling (active/passive)</b>      | Active                |
| <b>Total power consumption (W)</b>   | 75W                   |



### Technical Specifications – Graphics

#### AMD Radeon™ RX 6300 2GB GDDR6 Graphics card

|                                      |   |
|--------------------------------------|---|
| <b>Engine Clock</b>                  | Base: 1512 Mhz Boost: 2040 Mhz                    |
| <b>Memory Size/Width</b>             | 2GB/32bit   |
| <b>Graphic Memory Type/Clock</b>     | 512Mx32 GDDR6 ,1 pcs/16Gbps                       |
| <b>Max. Resolution (HDMI)</b>        | 7680x4320@60Hz                                    |
| <b>Max. Resolution (DP)</b>          | 7680x4320@120Hz                                   |
| <b>Multi Display Support</b>         | 2 displays  |
| <b>HDCP Compliance</b>               | Yes   |
| <b>Rear I/O connectors (bracket)</b> | HDMIx1+ DPx1 (FH)                                 |
| <b>Cooling (active/passive)</b>      | Active  |
| <b>Total power consumption (W)</b>   | 57W   |
| <b>Form-factor</b>                   | X:160.2mm/Y:68.9mm/Z: 22.6mm PCB with single slot |

#### HP EliteOne 840 23.8 inch G9 All-in-One Desktop PC

Intel® UHD Graphics (integrated)

|                                   |   |
|-----------------------------------|---|
| <b>VGA Controller</b>             | Integrated  |
| <b>DisplayPort™ 1.4</b>           | Multimode capable; supports HDCP, Display Port Audio (2 streams), HBR3 link rates and Multi-Stream Technology for a maximum of 3 displays (including the integrated panel and all attached displays)                                    |
| <b>HDMI-in</b>                    | Support HDMI-In   |
| <b>Memory</b>                     | The actual amount of maximum graphics memory can be >4GB. System memory is allocated for graphics as needed using Intel's Dynamic Video Memory Technology (DVMT), to provide an optimal balance between graphics and system memory use. |
| <b>Maximum Color Depth</b>        | up to 10 bits/color   |
| <b>Graphics/Video API Support</b> | HEVC 10b Enc/Dec HW<br>VP9 10b Dec HW<br>HDR<br>Rec. 2020<br>DX12   |
| <b>Max. Resolution (DP)</b>       | 5120 x 3200@60Hz  |
| <b>Max. Resolution (Type C)</b>   | 5120 x 3200@60Hz  |

#### NVIDIA® GeForce 3050Ti Graphics Card

|                                    |                |
|------------------------------------|----------------|
| <b>Engine Clock</b>                | 735 MHz        |
| <b>Memory Clock</b>                | 5501 MHz       |
| <b>Memory Size (width)</b>         | 4GB (128-bit)  |
| <b>Memory Type</b>                 | GDDR6          |
| <b>Max. Resolution (DP)</b>        | 5120x3200@60Hz |
| <b>HDCP Compliance</b>             | Yes            |
| <b>Total power consumption (W)</b> | 35W            |

### Technical Specifications – Graphics

#### HP EliteOne 870 27 inch G9 All-in-One Desktop PC

|                                   |   |
|-----------------------------------|---|
| Intel® UHD Graphics (integrated)  |   |
| <b>VGA Controller</b>             | Integrated  |
| <b>DisplayPort™ 1.4</b>           | Multimode capable; supports HDCP, Display Port Audio (2 streams), HBR3link rates and Multi-Stream Technology for a maximum of 3 displays (including the integrated panel and all attached displays)                                     |
| <b>HDMI-in</b>                    | Support HDMI-In   |
| <b>Memory</b>                     | The actual amount of maximum graphics memory can be >4GB. System memory is allocated for graphics as needed using Intel's Dynamic Video Memory Technology (DVMT), to provide an optimal balance between graphics and system memory use. |
| <b>Maximum Color Depth</b>        | up to 10 bits/color   |
| <b>Graphics/Video API Support</b> | HEVC 10b Enc/Dec HW<br>VP9 10b Dec HW<br>HDR<br>Rec. 2020<br>DX12   |
| <b>Max. Resolution (DP)</b>       | 5120 x 3200@60Hz  |
| <b>Max. Resolution (Type C)</b>   | 5120 x 3200@60Hz  |

#### NVIDIA® GeForce 3050Ti Graphics Card

|                                    |                |
|------------------------------------|----------------|
| <b>Engine Clock</b>                | 735 MHz        |
| <b>Memory Clock</b>                | 5501 MHz       |
| <b>Memory Size (width)</b>         | 4GB (128-bit)  |
| <b>Memory Type</b>                 | GDDR6          |
| <b>Max. Resolution (DP)</b>        | 5120x3200@60Hz |
| <b>HDCP Compliance</b>             | Yes            |
| <b>Total power consumption (W)</b> | 35W            |

### Technical Specifications – Storage

#### STORAGE

**NOTE:** Starting November 1, 2023, HP PCs with Windows require Windows to be installed on SSD. HDD can only be configured as additional data drives and not as the boot drive.

##### 1TB 7200RPM 3.5in SATA HDD

|                              |   |
|------------------------------|---|
| <b>Capacity</b>              | 1TB   |
| <b>Rotational Speed</b>      | 7,200 rpm   |
| <b>Interface</b>             | SATA 6 Gb/s   |
| <b>Buffer Size</b>           | 64 MB   |
| <b>Logical Blocks</b>        | 1,953,525,168   |
| <b>Seek Time</b>             | 11 ms (Average)   |
| <b>Height</b>                | 1 in/2.54 cm  |
| <b>Width (nominal)</b>       | Media diameter: 3.5 in/8.89 cm<br>Physical size: 4 in/10.2 cm |
| <b>Operating Temperature</b> | 41° to 131° F (5° to 55° C)                                   |

**NOTE:** For storage drives, GB = 1 billion bytes. TB = 1 trillion bytes. Actual formatted capacity is less. Up to 36GB (for Windows) is reserved for system recovery software.

##### 2TB 7200RPM 3.5in SATA HDD

|                              |  |
|------------------------------|--|
| <b>Capacity</b>              | 2TB  |
| <b>Rotational Speed</b>      | 7,200 rpm  |
| <b>Interface</b>             | SATA 6 Gb/s  |
| <b>Buffer Size</b>           | 128 MB   |
| <b>Logical Blocks</b>        | 3,907,050,336  |
| <b>Seek Time</b>             | 11 ms (Average)  |
| <b>Height</b>                | 1.028 in/26.11 mm  |
| <b>Width (nominal)</b>       | Media diameter: 3.5 in/88.9 mm<br>Physical size: 4 in/102 mm |
| <b>Operating Temperature</b> | 41° to 131° F (5° to 55° C)                                  |

**NOTE:** For storage drives, GB = 1 billion bytes. TB = 1 trillion bytes. Actual formatted capacity is less. Up to 36GB (for Windows) is reserved for system recovery software.

##### 1TB 7200RPM 2.5in SATA HDD

|                              |                             |
|------------------------------|-----------------------------|
| <b>Capacity</b>              | 1TB                         |
| <b>Rotational Speed</b>      | 7,200 rpm                   |
| <b>Interface</b>             | SATA 6 Gb/s                 |
| <b>Buffer Size</b>           | Up to 128 MB                |
| <b>Logical Blocks</b>        | 1,953,525,168               |
| <b>Seek Time</b>             | 12 ms (Average)             |
| <b>Height</b>                | 0.283 in/7.2 mm (Max.)      |
| <b>Width (nominal)</b>       | 2.75 in/70 mm (nominal)     |
| <b>Operating Temperature</b> | 41° to 131° F (5° to 55° C) |

### Technical Specifications – Storage

**NOTE:** For storage drives, GB = 1 billion bytes. TB = 1 trillion bytes. Actual formatted capacity is less. Up to 36GB (for Windows) is reserved for system recovery software.

#### 256GB M.2 2280 PCIe NVMe SSD

|                                 |                     |
|---------------------------------|---------------------|
| <b>Capacity</b>                 | 256GB               |
| <b>Interface</b>                | PCIe NVMe           |
| <b>Minimum Sequential Read</b>  | 3000 MB/s $\pm$ 10% |
| <b>Minimum Sequential Write</b> | 1700 MB/s $\pm$ 10% |
| <b>Logical Blocks</b>           | 500,118,192         |
| <b>Features</b>                 | TRIM; L1.2          |

**NOTE:** For storage drives, GB = 1 billion bytes. TB = 1 trillion bytes. Actual formatted capacity is less. Up to 36GB (for Windows) is reserved for system recovery software.

**NOTE:** PCIe NVMe Gen4 based.

#### 512GB M.2 2280 PCIe NVMe SSD

|                                 |                     |
|---------------------------------|---------------------|
| <b>Capacity</b>                 | 512GB               |
| <b>Interface</b>                | PCIe NVMe           |
| <b>Minimum Sequential Read</b>  | 3000 MB/s $\pm$ 10% |
| <b>Minimum Sequential Write</b> | 1800 MB/s $\pm$ 10% |
| <b>Logical Blocks</b>           | 1,000,215,216       |
| <b>Features</b>                 | TRIM; L1.2          |

**NOTE:** For storage drives, GB = 1 billion bytes. TB = 1 trillion bytes. Actual formatted capacity is less. Up to 36GB (for Windows) is reserved for system recovery software.

**NOTE:** PCIe NVMe Gen4 based.

#### 1TB M.2 2280 PCIe NVMe SSD

|                                 |                     |
|---------------------------------|---------------------|
| <b>Capacity</b>                 | 1TB                 |
| <b>Interface</b>                | PCIe NVMe           |
| <b>Minimum Sequential Read</b>  | 3500 MB/s $\pm$ 10% |
| <b>Minimum Sequential Write</b> | 2500 MB/s $\pm$ 10% |
| <b>Logical Blocks</b>           | 2,000,409,264       |
| <b>Features</b>                 | TRIM; L1.2          |

**NOTE:** For storage drives, GB = 1 billion bytes. TB = 1 trillion bytes. Actual formatted capacity is less. Up to 36GB (for Windows) is reserved for system recovery software.

**NOTE:** PCIe NVMe Gen4 based.

#### 256GB M.2 2280 PCIe NVMe Three Layer Cell SSD

|                                 |                        |
|---------------------------------|------------------------|
| <b>Capacity</b>                 | 256GB                  |
| <b>Interface</b>                | PCIe Gen4x4            |
| <b>Minimum Sequential Read</b>  | 4000 MB/s $\pm$ 10%    |
| <b>Minimum Sequential Write</b> | 2000 MB/s $\pm$ 10%    |
| <b>Logical Blocks</b>           | 500,118,192            |
| <b>Features</b>                 | TRIM; L1.2; Pyrite 2.0 |

**NOTE:** For storage drives, GB = 1 billion bytes. TB = 1 trillion bytes. Actual formatted capacity is less. Up to 36GB (for Windows) is reserved for system recovery software.

### Technical Specifications – Storage

#### 512GB M.2 2280 PCIe NVMe Three Layer Cell SSD

|                                 |                        |
|---------------------------------|------------------------|
| <b>Capacity</b>                 | 512GB                  |
| <b>Interface</b>                | PCIe Gen4x4            |
| <b>Minimum Sequential Read</b>  | 6400 MB/s $\pm$ 10%    |
| <b>Minimum Sequential Write</b> | 3500 MB/s $\pm$ 10%    |
| <b>Logical Blocks</b>           | 1,000,215,216          |
| <b>Features</b>                 | TRIM; L1.2; Pyrite 2.0 |

**NOTE:** For storage drives, GB = 1 billion bytes. TB = 1 trillion bytes. Actual formatted capacity is less. Up to 36GB (for Windows) is reserved for system recovery software.

#### 1TB M.2 2280 PCIe NVMe Three Layer Cell SSD

|                                 |                        |
|---------------------------------|------------------------|
| <b>Capacity</b>                 | 1TB                    |
| <b>Interface</b>                | PCIe Gen4x4            |
| <b>Minimum Sequential Read</b>  | 6400 MB/s $\pm$ 10%    |
| <b>Minimum Sequential Write</b> | 5000 MB/s $\pm$ 10%    |
| <b>Logical Blocks</b>           | 2,000,409,264          |
| <b>Features</b>                 | TRIM; L1.2; Pyrite 2.0 |

**NOTE:** For storage drives, GB = 1 billion bytes. TB = 1 trillion bytes. Actual formatted capacity is less. Up to 36GB (for Windows) is reserved for system recovery software.

#### 2TB M.2 2280 PCIe NVMe Three Layer Cell SSD

|                                 |                        |
|---------------------------------|------------------------|
| <b>Capacity</b>                 | 2TB                    |
| <b>Interface</b>                | PCIe Gen4x4            |
| <b>Minimum Sequential Read</b>  | 6400 MB/s $\pm$ 10%    |
| <b>Minimum Sequential Write</b> | 5000 MB/s $\pm$ 10%    |
| <b>Logical Blocks</b>           | 4,000,797,360          |
| <b>Features</b>                 | TRIM; L1.2; Pyrite 2.0 |

**NOTE:** For storage drives, GB = 1 billion bytes. TB = 1 trillion bytes. Actual formatted capacity is less. Up to 36GB (for Windows) is reserved for system recovery software.

#### 256GB M.2 2280 PCIe NVMe Self Encrypted OPAL2 Value SSD

|                                 |                        |
|---------------------------------|------------------------|
| <b>Capacity</b>                 | 256GB                  |
| <b>Interface</b>                | PCIe NVMe              |
| <b>Minimum Sequential Read</b>  | 2000 MB/s $\pm$ 10%    |
| <b>Minimum Sequential Write</b> | 900 MB/s $\pm$ 10%     |
| <b>Logical Blocks</b>           | 500,118,192            |
| <b>Features</b>                 | Pyrite 2.0; TRIM; L1.2 |

**NOTE:** For storage drives, GB = 1 billion bytes. TB = 1 trillion bytes. Actual formatted capacity is less. Up to 36GB (for Windows) is reserved for system recovery software.

#### 256GB M.2 2280 PCIe NVMe Self Encrypted OPAL2 Three Layer Cell SSD

|                  |             |
|------------------|-------------|
| <b>Capacity</b>  | 256GB       |
| <b>Interface</b> | PCIe Gen4x4 |

### Technical Specifications – Storage

|                                 |                          |
|---------------------------------|--------------------------|
| <b>Minimum Sequential Read</b>  | 4000 MB/s ±10%           |
| <b>Minimum Sequential Write</b> | 2000 MB/s ±10%           |
| <b>Logical Blocks</b>           | 500,118,192              |
| <b>Features</b>                 | TRIM; L1.2; TCG Opal 2.0 |

**NOTE:** For storage drives, GB = 1 billion bytes. TB = 1 trillion bytes. Actual formatted capacity is less. Up to 36GB (for Windows) is reserved for system recovery software.

#### 512GB M.2 2280 PCIe NVMe Self Encrypted OPAL2 Three Layer Cell SSD

|                                 |                          |
|---------------------------------|--------------------------|
| <b>Capacity</b>                 | 512GB                    |
| <b>Interface</b>                | PCIe Gen4x4              |
| <b>Minimum Sequential Read</b>  | 6400 MB/s ±10%           |
| <b>Minimum Sequential Write</b> | 3500 MB/s ±10%           |
| <b>Logical Blocks</b>           | 1,000,215,216            |
| <b>Features</b>                 | TRIM; L1.2; TCG Opal 2.0 |

**NOTE:** For storage drives, GB = 1 billion bytes. TB = 1 trillion bytes. Actual formatted capacity is less. Up to 36GB (for Windows) is reserved for system recovery software.

### OPTICAL DISC DRIVES

#### HP 9.5mm Slim DVD-ROM Drive

|  |  |
|--|--|
| <b>Height</b>  | 9.5 mm height  |
| <b>Orientation</b>   | Either horizontal or vertical  |
| <b>Interface type</b>  | SATA/ATAPI   |
| <b>Dimensions (W x H x D)</b>                                    | 5.04 x 0.37 x 5.0 in (128 x 9.5 x 127 mm) without bezel  |
| <b>Weight (max)</b>  | Up to 0.31 lb (140g) without bezel   |
| <b>Read Speeds</b>   | DVD+R/-R/+RW/<br>-RW/+R DL /-R DL Up to 8X<br>DVD-ROM Up to 8X<br>CD-ROM, CD-R Up to 24X<br>CD-RW Up to 24X  |
| <b>Access time<br/>(typical reads, including<br/>settling)</b>   | Random: DVD-ROM: 170 ms (typical), CD-ROM: 170 ms (typical)<br>Full stroke: DVD-ROM: 320 ms (typical), CD-ROM: 320 ms (typical)                        |
| <b>Power</b>   | Source Slimline SATA DC power receptacle<br>DC Power Requirement 5 VDC ± 5%-100 mV ripple p-p<br>DC Current 5 VDC (< 1000 mA typical, 1600 mA maximum) |
| <b>Environmental conditions<br/>(operating - non-condensing)</b> | Temperature 41° to 122° F (5° to 50° C)<br>Relative Humidity 10% to 80%<br>Maximum Wet Bulb Temperature 84° F (29° C)                                  |

#### HP 9.5mm Slim DVD Writer Drive

|                                |   |
|--------------------------------|---|
| <b>Height</b>                  | 9.5 mm height   |
| <b>Orientation</b>             | Either horizontal or vertical                           |
| <b>Interface type</b>          | SATA/ATAPI  |
| <b>Disc recording capacity</b> | Up to 8.5 GB DL or 4.7 GB standard                      |
| <b>Dimensions (W x H x D)</b>  | 5.04 x 0.37 x 5.0 in (128 x 9.5 x 127 mm) without bezel |

### Technical Specifications – Storage

|  |  |
|--|--|
| <b>Weight (max)</b>  | 0.31 lb (140 g)  |
| <b>Write Speeds</b>  | DVD-R DL - Up to 6X<br>DVD+R - Up to 8X<br>DVD+RW - Up to 8X<br>DVD+R DL - Up to 6X<br>DVD-R - Up to 8X<br>DVD-RW - Up to 6X<br>CD-R - Up to 24X<br>CD-RW - Up to 10X<br>DVD-RW, DVD+RW - Up to 8X |
| <b>Read Speeds</b>   | DVD-R DL, DVD+R DL - Up to 8X<br>DVD+R, DVD-R - Up to 8X<br>DVD-ROM DL, DVD-ROM - Up to 8X<br>CD-ROM, CD-R - Up to 24X<br>CD-RW - Up to 24X  |
| <b>Access time<br/>(typical reads, including<br/>settling)</b>   | Random DVD-ROM: 170 ms (typical), CD-ROM: 170 ms (typical)<br>Full Stroke DVD-ROM: 320 ms (typical), CD-ROM: 320 ms (typical)<br>Stop Time 6 seconds (typical)                                     |
| <b>Power</b>   | Source Slimline SATA DC power receptacle<br>DC Power Requirement 5 VDC $\pm$ 5%-100 mV ripple p-p<br>DC Current 5 VDC (< 1000 mA typical, 1600 mA maximum)   |
| <b>Environmental conditions<br/>(operating - non-condensing)</b> | Temperature 41° to 122° F (5° to 50° C)<br>Relative Humidity 10% to 80%<br>Maximum Wet Bulb Temperature 84° F (29° C)  |

#### NETWORKING AND COMMUNICATIONS

| <b>Intel® I219-LM 1 Gigabit Network Connection LOM (vPro)</b> |   |
|---|---|
| <b>Connector</b>  | RJ-45   |
| <b>System Interface</b>                                       | PCI (Intel proprietary) + SMBus   |
| <b>Data rates supported</b>                                   | 10 Mbit/s operation (10BASE-T; IEEE 802.3i; IEEE 802.3 clauses 13-14)<br>100 Mbit/s operation (100BASE-TX; IEEE 802.3u; IEEE 802.3 clauses 21-30)<br>1000 Mbit/s operation (1000BASE-T; IEEE 802.3ab; IEEE 802.3 clauses 40)<br>Auto-Negotiation (Automatic Speed Selection)<br>Full Duplex Operation at all Speeds, Half Duplex operation at 10 and 100 Mbit/s         |
| <b>IEEE Compliance</b>  | IEEE 802.1p QoS (Quality of Service) Support<br>IEEE 802.1q VLAN support<br>IEEE 802.3x Flow Control (IEEE 802.3 clauses 31-32; configurable)<br>IEEE 802.3az EEE (Energy Efficient Ethernet)   |
| <b>Performance</b>  | TCP/IP/UDP Checksum Offload (configurable)<br>Protocol Offload (ARP & NS)<br>Large send offload and Giant send offload<br>Receiving Side Scaling (Hash Mode Only)<br>Jumbo Frame 9K   |
| <b>Power consumption</b>                                      | Cable Disconnection: 25mW<br>100Mbps Full Run: 450mW<br>1000bp Full Run: 1000mW<br>WoL Enable(S3/S4/S5): 50mW<br>WoL Disable(S3/S4/S5): 25mW  |
| <b>Power Management</b>                                       | ACPI compliant – multiple power modes<br>Situation-sensitive features reduce power consumption<br>Advanced link down power saving for reducing link down power consumption  |
| <b>Management Interface</b>                                   | Auto MDI/MDIX Crossover cable detection   |
| <b>IT Manageability</b>                                       | Wake-on-LAN from modern standby or sleep state (Magic Packet and Microsoft Wake-Up Frame);<br>Wake-on-LAN from off (Magic Packet only)<br>PXE 2.1 Remote Boot<br>Statistics Gathering (SNMP MIB II, Ethernet-like MIB, Ethernet MIB (802.3x, clause 30))<br>Comprehensive diagnostic and configuration software suite<br>Virtual Cable Doctor for Ethernet cable status |
| <b>Security &amp; Manageability</b>                           | Intel® vPro™ support with appropriate Intel® chipset components   |

| <b>Network Adapter Intel FoxPond1 I225-T1 2.5GbE</b> |  |
|--|--|
| <b>Connector</b>                                     | RJ-45  |
| <b>System Interface</b>                              | PCI (Intel proprietary) + SMBus  |
| <b>Data rates supported</b>                          | 1. 10 Mbit/s operation (10BASE-T; IEEE 802.3i; IEEE 802.3 clauses 13-14)<br>2. 100 Mbit/s operation (100BASE-TX; IEEE 802.3u; IEEE 802.3 clauses 21-30)<br>3. 1000 Mbit/s operation (1000BASE-T; IEEE 802.3ab; IEEE 802.3 clauses 40)<br>4. 2.5 Gbit/s operation (2.5GBASE-T; IEEE 802.3bz Clause 126)<br>5. Auto-Negotiation (Automatic Speed Selection)<br>Full Duplex Operation at all Speeds, Half Duplex operation at 10, 100 & 1000 Mbit/s |
| <b>IEEE Compliance</b>                               | IEEE 802.1p QoS (Quality of Service) Support<br>IEEE 802.1q VLAN support<br>IEEE 802.3x Flow Control (IEEE 802.3 clauses 31-32; configurable)<br>IEEE 802.3az EEE (Energy Efficient Ethernet)<br>IEEE 802.3i 10BASE-T<br>IEEE 802.3u 100BASE-TX<br>IEEE 802.3ab 1000BASE-T<br>IEEE 802.3bz 2.5GBASE-T  |



### Technical Specifications – Networking

|                             |   |
|-----------------------------|---|
| <b>Performance</b>          | TCP/IP/UDP Checksum Offload (configurable)<br>Protocol Offload (ARP & NS)<br>Large send offload and Giant send offload<br>Receiving Side Scaling (Hash Mode Only)<br>Jumbo Frame 9K   |
| <b>Power consumption</b>    | Cable Disconnection: 25mW<br>100Mbps Full Run: 450mW<br>1000bp Full Run: 1000mW<br>WoL Enable(S3/S4/S5): 50mW<br>WoL Disable(S3/S4/S5): 25mW  |
| <b>Power Management</b>     | ACPI compliant – multiple power modes<br>Situation-sensitive features reduce power consumption<br>Advanced link down power saving for reducing link down power consumption  |
| <b>Management Interface</b> | Auto MDI/MDIX Crossover cable detection   |
| <b>IT Manageability</b>     | Wake-on-LAN from modern standby or sleep state (Magic Packet and Microsoft Wake-Up Frame);<br>Wake-on-LAN from off (Magic Packet only)<br>PXE 2.1 Remote Boot<br>Statistics Gathering (SNMP MIB II, Ethernet-like MIB, Ethernet MIB (802.3x, clause 30))<br>Comprehensive diagnostic and configuration software suite<br>Virtual Cable Doctor for Ethernet cable status |

| <b>Intel I226-T1 2.5GbE Ethernet Network Adapter</b> |  |
|--|--|
| <b>Connector</b>                                     | RJ-45  |
| <b>System Interface</b>                              | PCI (Intel proprietary) + SMBus  |
| <b>Data rates supported</b>                          | 1. 10 Mbit/s operation (10BASE-T; IEEE 802.3i; IEEE 802.3 clauses 13-14)<br>2. 100 Mbit/s operation (100BASE-TX; IEEE 802.3u; IEEE 802.3 clauses 21-30)<br>3. 1000 Mbit/s operation (1000BASE-T; IEEE 802.3ab; IEEE 802.3 clauses 40)<br>4. 2.5 Gbit/s operation( 2.5GBASE-T; IEEE 802.3bz Clause 126)<br>5. Auto-Negotiation (Automatic Speed Selection)<br>Full Duplex Operation at all Speeds, Half Duplex operation at 10 & 100 Mbit/s |
| <b>IEEE Compliance</b>                               | IEEE 802.1p QoS (Quality of Service) Support<br>IEEE 802.1q VLAN support<br>IEEE 802.3x Flow Control (IEEE 802.3 clauses 31-32; configurable)<br>IEEE 802.3az EEE (Energy Efficient Ethernet)<br>IEEE 802.3i 10BASE-T<br>IEEE 802.3u 100BASE-TX<br>IEEE 802.3ab 1000BAE-T<br>IEEE 802.3bz 2.5GBASE-T   |
| <b>Performance</b>                                   | TCP/IP/UDP Checksum Offload (configurable)<br>Protocol Offload (ARP & NS)<br>Large send offload and Giant send offload<br>Receiving Side Scaling (Hash Mode Only)<br>Jumbo Frame 9K  |
| <b>Power consumption</b>                             | Cable Disconnection: 25mW<br>100Mbps Full Run: 450mW<br>1000Mbp Full Run: 1000mW<br>2500Mbp Full Run: 4500mW<br>WoL Enable(S3/S4/S5): 50mW<br>WoL Disable(S3/S4/S5): 25mW  |
| <b>Power</b>   | ACPI compliant – multiple power modes  |
| <b>Management</b>                                    | Situation-sensitive features reduce power consumption<br>Advanced link down power saving for reducing link down power consumption  |

### Technical Specifications – Networking

|                             |   |
|-----------------------------|---|
| <b>Management Interface</b> | Auto MDI/MDIX Crossover cable detection   |
| <b>IT Manageability</b>     | Wake-on-LAN from modern standby or sleep state (Magic Packet and Microsoft Wake-Up Frame);<br>Wake-on-LAN from off (Magic Packet only)<br>PXE 2.1 Remote Boot<br>Statistics Gathering (SNMP MIB II, Ethernet-like MIB, Ethernet MIB (802.3x, clause 30))<br>Comprehensive diagnostic and configuration software suite<br>Virtual Cable Doctor for Ethernet cable status |

#### Intel® I226-V 2.5 Gigabit Network Connection LOM (non-vPro)

|                                     |  |
|-------------------------------------|--|
| <b>Connector</b>                    | RJ-45  |
| <b>System Interface</b>             | PCI (Intel proprietary) + SMBus  |
| <b>Data rates supported</b>         | 1. 10 Mbit/s operation (10BASE-T; IEEE 802.3i; IEEE 802.3 clauses 13-14)<br>2. 100 Mbit/s operation (100BASE-TX; IEEE 802.3u; IEEE 802.3 clauses 21-30)<br>3. 1000 Mbit/s operation (1000BASE-T; IEEE 802.3ab; IEEE 802.3 clauses 40)<br>4. 2.5 Gbit/s operation ( 2.5GBASE-T; IEEE 802.3bz Clause 126)<br>5. Auto-Negotiation (Automatic Speed Selection)<br>Full Duplex Operation at all Speeds, Half Duplex operation at 10& 100 Mbit/s |
| <b>IEEE Compliance</b>              | IEEE 802.1p QoS (Quality of Service) Support<br>IEEE 802.1q VLAN support<br>IEEE 802.3x Flow Control (IEEE 802.3 clauses 31-32; configurable)<br>IEEE 802.3az EEE (Energy Efficient Ethernet)<br>IEEE 802.3i 10BASE-T<br>IEEE 802.3u 100BASE-TX<br>IEEE 802.3ab 1000BAE-T<br>IEEE 802.3bz 2.5GBASE-T   |
| <b>Performance</b>                  | TCP/IP/UDP Checksum Offload (configurable)<br>Protocol Offload (ARP & NS)<br>Large send offload and Giant send offload<br>Receiving Side Scaling (Hash Mode Only)<br>Jumbo Frame 9K  |
| <b>Power consumption</b>            | Cable Disconnection: 25mW<br>100Mbps Full Run: 450mW<br>1000Mbps Full Run: 1000mW<br>2500Mbps Full Run: 4500mW<br>WoL Enable(S3/S4/S5): 50mW<br>WoL Disable(S3/S4/S5): 25mW  |
| <b>Power Management</b>             | ACPI compliant – multiple power modes<br>Situation-sensitive features reduce power consumption<br>Advanced link down power saving for reducing link down power consumption   |
| <b>Management Interface</b>         | Auto MDI/MDIX Crossover cable detection  |
| <b>IT Manageability</b>             | Wake-on-LAN from modern standby or sleep state (Magic Packet and Microsoft Wake-Up Frame);<br>Wake-on-LAN from off (Magic Packet only)<br>PXE 2.1 Remote Boot<br>Statistics Gathering (SNMP MIB II, Ethernet-like MIB, Ethernet MIB (802.3x, clause 30))<br>Comprehensive diagnostic and configuration software suite<br>Virtual Cable Doctor for Ethernet cable status  |
| <b>Security &amp; Manageability</b> | Intel® non-vPro™ support with appropriate Intel® chipset components  |

### Technical Specifications – Networking and Communications

| <b>Realtek RTL8852BE 802.11ax 2x2 Wi-Fi® + Bluetooth® 5.3 Wireless Card (802.11ax 2x2, supporting gigabit data rate)<sup>1</sup></b> |   |
|--|---|
| <b>Wireless LAN Standards</b>  | <ul style="list-style-type: none"> <li>IEEE 802.11a</li> <li>IEEE 802.11b</li> <li>IEEE 802.11g</li> <li>IEEE 802.11n</li> <li>IEEE 802.11ac</li> <li>IEEE 802.11ax</li> <li>IEEE 802.11d</li> <li>IEEE 802.11e</li> <li>IEEE 802.11h</li> <li>IEEE 802.11i</li> <li>IEEE 802.11k</li> <li>IEEE 802.11r</li> <li>IEEE 802.11v</li> </ul>  |
| <b>Interoperability</b>  | Wi-Fi® certified modules  |
| <b>Frequency Band</b>  | <ul style="list-style-type: none"> <li>802.11b/g/n/ax                             <ul style="list-style-type: none"> <li>• 2.402 – 2.482 GHz</li> </ul> </li> <li>802.11a/n/ac/ax                             <ul style="list-style-type: none"> <li>• 4.9 – 4.95 GHz (Japan)</li> <li>• 5.15 – 5.25 GHz</li> <li>• 5.25 – 5.35 GHz</li> <li>• 5.47 – 5.725 GHz</li> <li>• 5.825 – 5.850 GHz</li> </ul> </li> </ul>   |
| <b>Data Rates</b>  | <ul style="list-style-type: none"> <li>• 802.11b: 1, 2, 5.5, 11 Mbps</li> <li>• 802.11g: 6, 9, 12, 18, 24, 36, 48, 54 Mbps</li> <li>• 802.11a: 6, 9, 12, 18, 24, 36, 48, 54 Mbps</li> <li>• 802.11n: max 300Mbps</li> <li>• 802.11ac: max 866.7Mbps</li> <li>• 802.11ax: max 1201Mbps</li> </ul>  |
| <b>Modulation</b>  | Direct Sequence Spread Spectrum<br>BPSK, QPSK, CCK, 16-QAM, 64-QAM, 256-QAM, 1024QAM  |
| <b>Security<sup>2</sup></b>  | <ul style="list-style-type: none"> <li>• IEEE and Wi-Fi® certified 64 / 128 bit WEP encryption for a/b/g mode only</li> <li>• AES-CCMP: 128 bit in hardware</li> <li>• 802.1x authentication</li> <li>• WPA, WPA2: 802.1x. WPA-PSK, WPA2-PSK, TKIP, and AES.</li> <li>• WPA2 certification</li> <li>• WPA3 certification</li> <li>• IEEE 802.11i</li> <li>• WAPI</li> </ul>   |
| <b>Network Architecture Models</b>   | Ad-hoc (Peer to Peer)<br><br>Infrastructure (Access Point Required)   |
| <b>Roaming</b>   | IEEE 802.11 compliant roaming between access points   |
| <b>Output Power<sup>3</sup></b>  | <ul style="list-style-type: none"> <li>• 802.11b: +18.5dBm minimum</li> <li>• 802.11g: +17.5dBm minimum</li> <li>• 802.11a: +18.5dBm minimum</li> <li>• 802.11n HT20(2.4GHz): +15.5dBm minimum</li> <li>• 802.11n HT40(2.4GHz): +14.5dBm minimum</li> <li>• 802.11n HT20(5GHz): +15.5dBm minimum</li> <li>• 802.11n HT40(5GHz): +14.5dBm minimum</li> <li>• 802.11ac VHT80(5GHz): +11.5dBm minimum</li> <li>• 802.11ax HE40(2.4GHz): +10dBm minimum</li> <li>• 802.11ax HE80(5GHz): +10dBm minimum</li> </ul> |

### Technical Specifications – Networking and Communications

|  |  |
|--|--|
| <b>Power Consumption</b>   | <ul style="list-style-type: none"> <li>• Transmit mode: 2.5 W</li> <li>• Receive mode: 2 W</li> <li>• Idle mode (PSP): 180 mW (WLAN Associated)</li> <li>• Idle mode: 50 mW (WLAN unassociated)</li> <li>• Connected Standby/Modern Standby: 10mW</li> <li>• Radio disabled: 8 mW</li> </ul>   |
| <b>Power Management</b>  | ACPI and PCI Express compliant power management<br>802.11 compliant power saving mode  |
| <b>Receiver Sensitivity<sup>4</sup></b>  | 802.11b, 1Mbps: -93.5dBm maximum<br>802.11b, 11Mbps: -84dBm maximum<br>802.11a/g, 6Mbps: -86dBm maximum<br>802.11a/g, 54Mbps: -72dBm maximum<br>802.11n, MCS07: -67dBm maximum<br>802.11n, MCS15: -64dBm maximum<br>802.11ac, MCS0: -84dBm maximum<br>802.11ac, MCS9: -59dBm maximum<br>802.11ax, MCS11(HE40): -57dBm maximum<br>802.11ax, MCS11(HE80): -54dBm maximum |
| <b>Antenna type</b>  | High efficiency antenna with spatial diversity, mounted in the display enclosure<br><br>Two embedded dual band 2.4/5 GHz antennas are provided to the card to support WLAN MIMO communications and Bluetooth communications  |
| <b>Form Factor</b>   | PCI-Express M.2 MiniCard   |
| <b>Dimensions</b>  | 1. Type 2230: 2.3 x 22.0 x 30.0 mm<br>2. Type 1216: 1.67 x 12.0 x 16.0 mm  |
| <b>Weight</b>  | 1. Type 2230: 2.8g<br>2. Type 1216: 1.3g   |
| <b>Operating Voltage</b>   | 3.3v +/- 9%  |
| <b>Temperature</b>   | Operating: 14° to 158° F (-10° to 70° C)<br>Non-operating: -40° to 176° F (-40° to 80° C)  |
| <b>Humidity</b>  | Operating: 10% to 90% (non-condensing)<br>Non-operating: 5% to 95% (non-condensing)  |
| <b>Altitude</b>  | Operating: 0 to 10,000 ft (3,048 m)<br>Non-operating: 0 to 50,000 ft (15,240 m)  |
| <b>LED Activity</b>  | LED Amber – Radio OFF;<br>LED OFF – Radio ON   |
| <b>HP Integrated Module with Bluetooth® 4.0/4.1/4.2/5.0/5.1/5.2/5.3 Wireless Card Technology</b> |  |
| <b>Bluetooth® Specification</b>  | 4.0/4.1/4.2/5.0/5.1/5.2/5.3 Wireless Card Compliant  |
| <b>Frequency Band</b>  | 2402 to 2480 MHz   |
| <b>Number of Available Channels</b>  | Legacy: 0~79 (1 MHz/CH)<br>BLE: 0~39 (2 MHz/CH)  |
| <b>Data Rates and Throughput</b>   | Legacy: 3 Mbps data rate; throughput up to 2.17 Mbps<br>BLE: 1 Mbps data rate; throughput up to 0.2 Mbps<br>Legacy: Synchronous Connection Oriented links up to 3, 64 kbps, voice channels<br>Legacy: Asynchronous Connection Less links 2178.1 kbps/177.1 kbps asymmetric (3-DH5) or 864 kbps symmetric (3-EV5)   |
| <b>Transmit Power</b>  | The Bluetooth component shall operate as a Class II Bluetooth device with a maximum transmit power of + 4 dBm for BR and EDR.  |
| <b>Power Consumption</b>   | Peak (Tx): 330 mW<br><br>Peak (Rx): 230 mW<br><br>Selective Suspend: 17 mW   |

### Technical Specifications – Networking and Communications

|   |  |
|---|--|
| <b>Electrical Interface</b>   | Microsoft Windows Bluetooth Software   |
| <b>Bluetooth® Software Supported Link Topology</b>  | Microsoft Windows ACPI, and USB Bus Support  |
| <b>Power Management</b>   | FCC (47 CFR) Part 15C, Section 15.247 & 15.249   |
| <b>Certifications</b>   | ETS 300 328, ETS 300 826<br>Low Voltage Directive IEC950<br>UL, CSA, and CE Mark<br>Peak (Tx): 330 mW<br>Peak (Rx): 230 mW<br>Selective Suspend: 17 mW   |
| <b>Power Management Certifications</b>  | Microsoft Windows Bluetooth Software   |
| <b>Bluetooth® Profiles Supported</b>  | BT4.1-ESR 5/6/7 Compliance<br>LE Link Layer Ping<br>LE Dual Mode<br>LE Link Layer<br>LE Low Duty Cycle Directed Advertising<br>LE L2CAP Connection Oriented Channels<br>Train Nudging & Interlaced Scan<br>BT4.2 ESR08 Compliance<br>LE Secure Connection- Basic/Full<br>LE Privacy 1.2 –Link Layer Privacy<br>LE Privacy 1.2 –Extended Scanner Filter Policies<br>LE Data Packet Length Extension<br>FAX Profile (FAX)<br>Basic Imaging Profile (BIP)2<br>Headset Profile (HSP)<br>Hands Free Profile (HFP)<br>Advanced Audio Distribution Profile (A2DP)<br>BT5.1<br>ESR9/10 Compliance<br>LE Advertisement Extensions<br>Channel Selection Algo<br>Limited High Duty Cycle Non-Connectable Advertising<br>2Mbps LE<br>LE Long Range |
| <p>1. Wireless access point and Internet service required and sold separately. Availability of public wireless access points limited. Wi-Fi 6 (802.11ax) is backwards compatible with prior 802.11 specs. Wi-Fi 6 is designed to support gigabit data rate when transferring files between two devices connected to the same router. Requires a wireless router, sold separately, that supports 80MHz and higher channels. Wireless access point and Internet service required and sold separately. Availability of public wireless access points limited. Wi-Fi 6 (802.11ax) is backwards compatible with prior 802.11 specs</p> <p>2. Check latest software/driver release for updates on supported security features.</p> <p>3. The FCC has declared as of September 1, 2014 products that utilize passive scanning on channel 12/13 and are capable of transmitting must fully comply with requirements of 15.247 or otherwise disable those channels.</p> <p>4. Receiver sensitivity is measured at a packet error rate of 8% for 802.11b (CKK modulation) and a packet error rate of 10% for 802.11a/g (OFDM modulation).</p> |  |

| <b>Intel AX211 Wi-Fi 6E +Bluetooth® 5.3 Wireless Card M.2 non-vPro 160MHz CNVi WW WLAN<sup>1</sup></b> |  |
|--|--|
| <b>Wireless LAN Standards</b>  | IEEE 802.11a<br>IEEE 802.11b<br>IEEE 802.11g<br>IEEE 802.11n<br>IEEE 802.11ac<br>IEEE 802.11ax |

### Technical Specifications – Networking and Communications

|                                    |  |
|------------------------------------|--|
|                                    | <p>IEEE 802.11d<br/>         IEEE 802.11e<br/>         IEEE 802.11h<br/>         IEEE 802.11i<br/>         IEEE 802.11k<br/>         IEEE 802.11r<br/>         IEEE 802.11v</p>  |
| <b>Interoperability</b>            | Wi-Fi6 certified   |
| <b>Frequency Band</b>              | <p>802.11b/g/n/ax</p> <ul style="list-style-type: none"> <li>• 2.402 – 2.482 GHz</li> </ul> <p>802.11a/n/ac/ax</p> <ul style="list-style-type: none"> <li>• 4.9 – 4.95 GHz (Japan)</li> <li>• 5.15 – 5.25 GHz</li> <li>• 5.25 – 5.35 GHz</li> <li>• 5.47 – 5.725 GHz</li> <li>• 5.825 – 5.850 GHz</li> <li>• 5.955 – 6.415 GHz</li> <li>• 6.435 – 6.515 GHz</li> <li>• 6.535 – 6.875 GHz</li> <li>• 6.895 – 7.115 GHz</li> </ul>   |
| <b>Data Rates</b>                  | <ul style="list-style-type: none"> <li>• 802.11b: 1, 2, 5.5, 11 Mbps</li> <li>• 802.11g: 6, 9, 12, 18, 24, 36, 48, 54 Mbps</li> <li>• 802.11a: 6, 9, 12, 18, 24, 36, 48, 54 Mbps</li> <li>• 802.11n: max 300Mbps</li> <li>• 802.11ac: 1733Mbps</li> <li>• 802.11ax: max 2.4Gbps</li> </ul>   |
| <b>Modulation</b>                  | <p>Direct Sequence Spread Spectrum</p> <p>OFDM, BPSK, QPSK, CCK, 16-QAM, 64-QAM, 256-QAM, 1024QAM</p>  |
| <b>Security<sup>2</sup></b>        | <ul style="list-style-type: none"> <li>• IEEE and Wi-Fi® compliant 64 / 128 bit WEP encryption for a/b/g mode only</li> <li>• AES-CCMP: 128 bit in hardware</li> <li>• 802.1x authentication</li> <li>• WPA, WPA2: 802.1x. WPA-PSK, WPA2-PSK, TKIP, and AES.</li> <li>• WPA2 certification</li> <li>• WPA3 certification</li> <li>• IEEE 802.11i</li> <li>• WAPI</li> </ul>  |
| <b>Network Architecture Models</b> | <p>Ad-hoc (Peer to Peer)</p> <p>Infrastructure (Access Point Required)</p>   |
| <b>Roaming</b>                     | IEEE 802.11 compliant roaming between access points  |
| <b>Output Power<sup>3</sup></b>    | <ul style="list-style-type: none"> <li>• 802.11b: +17dBm minimum</li> <li>• 802.11g: +16dBm minimum</li> <li>• 802.11a: +17dBm minimum</li> <li>• 802.11n HT20(2.4GHz): +14dBm minimum</li> <li>• 802.11n HT40(2.4GHz): +13dBm minimum</li> <li>• 802.11n HT20(5GHz): +14dBm minimum</li> <li>• 802.11n HT40(5GHz): +13dBm minimum</li> <li>• 802.11ac VHT80(5GHz): +10dBm minimum</li> <li>• 802.11ac VHT160(5GHz): +10dBm minimum</li> <li>• 802.11ax HE40(2.4GHz): +12dBm minimum</li> <li>• 802.11ax HE80(5GHz): +10dBm minimum</li> <li>• 802.11ax HE160(5GHz): +10dBm minimum</li> </ul> |

### Technical Specifications – Networking and Communications

|  |  |
|--|--|
| <b>Power Consumption</b>   | <ul style="list-style-type: none"> <li>• Transmit mode 2.0 W</li> <li>• Receive mode 1.6 W</li> <li>• Idle mode (PSP) 180 mW (WLAN Associated)</li> <li>• Idle mode 50 mW (WLAN unassociated)</li> <li>• Connected Standby 10mW</li> <li>• Radio disabled 8 mW</li> </ul>  |
| <b>Power Management</b>  | ACPI and PCI Express compliant power management<br>802.11 compliant power saving mode  |
| <b>Receiver Sensitivity<sup>4</sup></b>  | <ul style="list-style-type: none"> <li>• 802.11b, 1Mbps: -93.5dBm maximum</li> <li>• 802.11b, 11Mbps: -84dBm maximum</li> <li>• 802.11a/g, 6Mbps: -86dBm maximum</li> <li>• 802.11a/g, 54Mbps: -72dBm maximum</li> <li>• 802.11n, MCS07: -67dBm maximum</li> <li>• 802.11n, MCS15: -64dBm maximum</li> <li>• 802.11ac, MCS0(VHT80): -84dBm maximum</li> <li>• 802.11ac, MCS9(VHT80): -59dBm maximum</li> <li>• 802.11ac, MCS9(VHT160): -58.5dBm maximum</li> <li>• 802.11ax, MCS11(HE40): -57dBm maximum</li> <li>• 802.11ax, MCS11(HE80): -54dBm maximum</li> <li>• 802.11ax, MCS11(HE160): -53.5dBm maximum</li> </ul> |
| <b>Antenna type</b>  | High efficiency antenna with spatial diversity, mounted in the display enclosure<br><br>Two embedded dual band 2.4/5/6 GHz antennas are provided to the card to support WLAN MIMO communications and Bluetooth communications  |
| <b>Form Factor</b>   | PCI-Express M.2 MiniCard   |
| <b>Dimensions</b>  | 1. Type 2230: 2.3 x 22.0 x 30.0 mm<br>2. Type 1216: 1.67 x 12.0 x 16.0 mm  |
| <b>Weight</b>  | 1. Type 2230: 2.8g<br>2. Type 1216: 1.3g   |
| <b>Operating Voltage</b>   | 3.3v +/- 9%  |
| <b>Temperature</b>   | Operating: 14° to 158° F (-10° to 70° C)<br>Non-operating: -40° to 176° F (-40° to 80° C)  |
| <b>Humidity</b>  | Operating: 10% to 90% (non-condensing)<br>Non-operating: 5% to 95% (non-condensing)  |
| <b>Altitude</b>  | Operating: 0 to 10,000 ft (3,048 m)<br>Non-operating: 0 to 50,000 ft (15,240 m)  |
| <b>LED Activity</b>  | LED Amber – Radio OFF; LED OFF – Radio ON  |
| <b>HP Integrated Module with Bluetooth® 4.0/4.1/4.2/5.0/5.1/5.2/5.3 Wireless Card Technology</b> |  |
| <b>Bluetooth® Specification</b>  | 4.0/4.1/4.2/5.0/5.1/5.2/5.3 Wireless Card Compliant  |
| <b>Frequency Band</b>  | 2402 to 2480 MHz   |
| <b>Number of Available Channels</b>  | Legacy: 0~79 (1 MHz/CH)<br>BLE: 0~39 (2 MHz/CH)  |
| <b>Data Rates and Throughput</b>   | Legacy: 3 Mbps data rate; throughput up to 2.17 Mbps<br>BLE: 1 Mbps data rate; throughput up to 0.2 Mbps<br>Legacy: Synchronous Connection Oriented links up to 3, 64 kbps, voice channels<br>Legacy: Asynchronous Connection Less links 2178.1 kbps/177.1 kbps asymmetric (3-DH5) or 864 kbps symmetric (3-EV5)   |
| <b>Transmit Power</b>  | The Bluetooth component shall operate as a Class II Bluetooth device with a maximum transmit power of + 9.5 dBm for BR and EDR.  |
| <b>Power Consumption</b>   | Peak (Tx): 330 mW<br><br>Peak (Rx): 230 mW   |



### Technical Specifications – Networking and Communications

|  |  |
|--|--|
|  | Selective Suspend: 17 mW   |
| <b>Bluetooth® Software Supported Link Topology</b> | Microsoft Windows Bluetooth Software   |
| <b>Power Management</b>                            | Microsoft Windows ACPI, and USB Bus Support  |
| <b>Certifications</b>                              | FCC (47 CFR) Part 15C, Section 15.247 & 15.249   |
| <b>Power Management Certifications</b>             | ETS 300 328, ETS 300 826<br>Low Voltage Directive IEC950<br>UL, CSA, and CE Mark   |
| <b>Bluetooth® Profiles Supported</b>               | BT4.1-ESR 5/6/7 Compliance<br>LE Link Layer Ping<br>LE Dual Mode<br>LE Link Layer<br>LE Low Duty Cycle Directed Advertising<br>LE L2CAP Connection Oriented Channels<br>Train Nudging & Interlaced Scan<br>BT4.2 ESR08 Compliance<br>LE Secure Connection- Basic/Full<br>LE Privacy 1.2 –Link Layer Privacy<br>LE Privacy 1.2 –Extended Scanner Filter Policies<br>LE Data Packet Length Extension<br>FAX Profile (FAX)<br>Basic Imaging Profile (BIP)2<br>Headset Profile (HSP)<br>Hands Free Profile (HFP)<br>Advanced Audio Distribution Profile (A2DP)<br>BT5.2<br>ESR9/10 Compliance<br>LE Advertisement Extensions<br>Channel Selection Algo<br>Limited High Duty Cycle Non-Connectable Advertising<br>2Mbps LE<br>LE Long Range |

1. Wi-Fi 6E requires a Wi-Fi 6E router, sold separately, to function in the 6GHz band. Availability of public wireless access points limited. Wi-Fi 6E is backwards compatible with prior 802.11 specs. And available in countries where Wi-Fi 6E is supported. Wi-Fi 6E is designed to support gigabit data rate when transferring files between two devices connected to the same router. Requires a wireless router, sold separately, that supports 80MHz and higher channels.

2. Check latest software/driver release for updates on supported security features.

3. The FCC has declared as of September 1, 2014 products that utilize passive scanning on channel 12/13 and are capable of transmitting must fully comply with requirements of 15.247 or otherwise disable those channels.

4. Receiver sensitivity is measured at a packet error rate of 8% for 802.11b (CKK modulation) and a packet error rate of 10% for 802.11a/g (OFDM modulation).

5. Usage of the 6GHz band relies on Windows 11 Operating System support.

#### Intel AX211 Wi-Fi 6E +Bluetooth® 5.3 Wireless Card M.2 vPro 160MHz CNVi WW WLAN<sup>1</sup>

|                               |  |
|-------------------------------|--|
| <b>Wireless LAN Standards</b> | IEEE 802.11a<br>IEEE 802.11b<br>IEEE 802.11g<br>IEEE 802.11n<br>IEEE 802.11ac<br>IEEE 802.11ax<br>IEEE 802.11d<br>IEEE 802.11e<br>IEEE 802.11h<br>IEEE 802.11i |
|-------------------------------|--|



### Technical Specifications – Networking and Communications

|                                    |  |
|------------------------------------|--|
|                                    | <ul style="list-style-type: none"> <li>IEEE 802.11k</li> <li>IEEE 802.11r</li> <li>IEEE 802.11v</li> </ul>   |
| <b>Interoperability</b>            | Wi-Fi6 certified   |
| <b>Frequency Band</b>              | <ul style="list-style-type: none"> <li>802.11b/g/n/ax</li> <li>• 2.402 – 2.482 GHz</li> <li>802.11a/n/ac/ax</li> <li>• 4.9 – 4.95 GHz (Japan)</li> <li>• 5.15 – 5.25 GHz</li> <li>• 5.25 – 5.35 GHz</li> <li>• 5.47 – 5.725 GHz</li> <li>• 5.825 – 5.850 GHz</li> <li>• 5.955 – 6.415 GHz</li> <li>• 6.435 – 6.515 GHz</li> <li>• 6.535 – 6.875 GHz</li> <li>• 6.895 – 7.115 GHz</li> </ul>  |
| <b>Data Rates</b>                  | <ul style="list-style-type: none"> <li>• 802.11b: 1, 2, 5.5, 11 Mbps</li> <li>• 802.11g: 6, 9, 12, 18, 24, 36, 48, 54 Mbps</li> <li>• 802.11a: 6, 9, 12, 18, 24, 36, 48, 54 Mbps</li> <li>• 802.11n: max 300Mbps</li> <li>• 802.11ac: 1733Mbps</li> <li>• 802.11ax: max 2.4Gbps</li> </ul>   |
| <b>Modulation</b>                  | <p>Direct Sequence Spread Spectrum</p> <p>OFDM, BPSK, QPSK, CCK, 16-QAM, 64-QAM, 256-QAM, 1024QAM</p>  |
| <b>Security<sup>2</sup></b>        | <ul style="list-style-type: none"> <li>• IEEE and Wi-Fi® compliant 64 / 128 bit WEP encryption for a/b/g mode only</li> <li>• AES-CCMP: 128 bit in hardware</li> <li>• 802.1x authentication</li> <li>• WPA, WPA2: 802.1x. WPA-PSK, WPA2-PSK, TKIP, and AES.</li> <li>• WPA2 certification</li> <li>• WPA3 certification</li> <li>• IEEE 802.11i</li> <li>• WAPI</li> </ul>  |
| <b>Network Architecture Models</b> | <p>Ad-hoc (Peer to Peer)</p> <p>Infrastructure (Access Point Required)</p>   |
| <b>Roaming</b>                     | IEEE 802.11 compliant roaming between access points  |
| <b>Output Power<sup>3</sup></b>    | <ul style="list-style-type: none"> <li>• 802.11b: +17dBm minimum</li> <li>• 802.11g: +16dBm minimum</li> <li>• 802.11a: +17dBm minimum</li> <li>• 802.11n HT20(2.4GHz): +14dBm minimum</li> <li>• 802.11n HT40(2.4GHz): +13dBm minimum</li> <li>• 802.11n HT20(5GHz): +14dBm minimum</li> <li>• 802.11n HT40(5GHz): +13dBm minimum</li> <li>• 802.11ac VHT80(5GHz): +10dBm minimum</li> <li>• 802.11ac VHT160(5GHz): +10dBm minimum</li> <li>• 802.11ax HE40(2.4GHz): +12dBm minimum</li> <li>• 802.11ax HE80(5GHz): +10dBm minimum</li> <li>• 802.11ax HE160(5GHz): +10dBm minimum</li> </ul> |
| <b>Power Consumption</b>           | <ul style="list-style-type: none"> <li>• Transmit mode 2.0 W</li> <li>• Receive mode 1.6 W</li> <li>• Idle mode (PSP) 180 mW (WLAN Associated)</li> <li>• Idle mode 50 mW (WLAN unassociated)</li> </ul>   |

### Technical Specifications – Networking and Communications

|  |  |
|--|--|
|  | <ul style="list-style-type: none"> <li>• Connected Standby 10mW</li> <li>• Radio disabled 8 mW</li> </ul>  |
| <b>Power Management</b>  | ACPI and PCI Express compliant power management<br>802.11 compliant power saving mode  |
| <b>Receiver Sensitivity<sup>4</sup></b>  | <ul style="list-style-type: none"> <li>• 802.11b, 1Mbps: -93.5dBm maximum</li> <li>• 802.11b, 11Mbps: -84dBm maximum</li> <li>• 802.11a/g, 6Mbps: -86dBm maximum</li> <li>• 802.11a/g, 54Mbps: -72dBm maximum</li> <li>• 802.11n, MCS07: -67dBm maximum</li> <li>• 802.11n, MCS15: -64dBm maximum</li> <li>• 802.11ac, MCS0(VHT80): -84dBm maximum</li> <li>• 802.11ac, MCS9(VHT80): -59dBm maximum</li> <li>• 802.11ac, MCS9(VHT160): -58.5dBm maximum</li> <li>• 802.11ax, MCS11(HE40): -57dBm maximum</li> <li>• 802.11ax, MCS11(HE80): -54dBm maximum</li> <li>• 802.11ax, MCS11(HE160): -53.5dBm maximum</li> </ul> |
| <b>Antenna type</b>  | High efficiency antenna with spatial diversity, mounted in the display enclosure<br><br>Two embedded dual band 2.4/5/6 GHz antennas are provided to the card to support WLAN MIMO communications and Bluetooth communications  |
| <b>Form Factor</b>   | PCI-Express M.2 MiniCard   |
| <b>Dimensions</b>  | 1. Type 2230: 2.3 x 22.0 x 30.0 mm<br>2. Type 1216: 1.67 x 12.0 x 16.0 mm  |
| <b>Weight</b>  | 1. Type 2230: 2.8g<br>2. Type 1216: 1.3g   |
| <b>Operating Voltage</b>   | 3.3v +/- 9%  |
| <b>Temperature</b>   | Operating: 14° to 158° F (-10° to 70° C)<br>Non-operating: -40° to 176° F (-40° to 80° C)  |
| <b>Humidity</b>  | Operating: 10% to 90% (non-condensing)<br>Non-operating: 5% to 95% (non-condensing)  |
| <b>Altitude</b>  | Operating: 0 to 10,000 ft (3,048 m)<br>Non-operating: 0 to 50,000 ft (15,240 m)  |
| <b>LED Activity</b>  | LED Amber – Radio OFF; LED OFF – Radio ON  |
| <b>HP Integrated Module with Bluetooth® 4.0/4.1/4.2/5.0/5.1/5.2/5.3 Wireless Card Technology</b> |  |
| <b>Bluetooth® Specification</b>  | 4.0/4.1/4.2/5.0/5.1/5.2/5.3 Wireless Card Compliant  |
| <b>Frequency Band</b>  | 2402 to 2480 MHz   |
| <b>Number of Available Channels</b>  | Legacy: 0~79 (1 MHz/CH)<br>BLE: 0~39 (2 MHz/CH)  |
| <b>Data Rates and Throughput</b>   | Legacy: 3 Mbps data rate; throughput up to 2.17 Mbps<br>BLE: 1 Mbps data rate; throughput up to 0.2 Mbps<br>Legacy: Synchronous Connection Oriented links up to 3, 64 kbps, voice channels<br>Legacy: Asynchronous Connection Less links 2178.1 kbps/177.1 kbps asymmetric (3-DH5) or 864 kbps symmetric (3-EV5)   |
| <b>Transmit Power</b>  | The Bluetooth component shall operate as a Class II Bluetooth device with a maximum transmit power of + 9.5 dBm for BR and EDR.  |
| <b>Power Consumption</b>   | Peak (Tx): 330 mW<br>Peak (Rx): 230 mW<br>Selective Suspend: 17 mW   |
| <b>Bluetooth® Software Supported Link Topology</b>   | Microsoft Windows Bluetooth Software   |
| <b>Power Management</b>  | Microsoft Windows ACPI, and USB Bus Support  |
| <b>Certifications</b>  | FCC (47 CFR) Part 15C, Section 15.247 & 15.249   |

### Technical Specifications – Networking and Communications

|  |  |
|--|--|
| <b>Power Management Certifications</b> | ETS 300 328, ETS 300 826<br>Low Voltage Directive IEC950<br>UL, CSA, and CE Mark   |
| <b>Bluetooth® Profiles Supported</b>   | BT4.1-ESR 5/6/7 Compliance<br>LE Link Layer Ping<br>LE Dual Mode<br>LE Link Layer<br>LE Low Duty Cycle Directed Advertising<br>LE L2CAP Connection Oriented Channels<br>Train Nudging & Interlaced Scan<br>BT4.2 ESR08 Compliance<br>LE Secure Connection- Basic/Full<br>LE Privacy 1.2 –Link Layer Privacy<br>LE Privacy 1.2 –Extended Scanner Filter Policies<br>LE Data Packet Length Extension<br>FAX Profile (FAX)<br>Basic Imaging Profile (BIP)2<br>Headset Profile (HSP)<br>Hands Free Profile (HFP)<br>Advanced Audio Distribution Profile (A2DP)<br>BT5.2<br>ESR9/10 Compliance<br>LE Advertisement Extensions<br>Channel Selection Algo<br>Limited High Duty Cycle Non-Connectable Advertising<br>2Mbps LE<br>LE Long Range |

1. Wi-Fi 6E requires a Wi-Fi 6E router, sold separately, to function in the 6GHz band. Availability of public wireless access points limited. Wi-Fi 6E is backwards compatible with prior 802.11 specs. And available in countries where Wi-Fi 6E is supported. Wi-Fi 6E is designed to support gigabit data rate when transferring files between two devices connected to the same router. Requires a wireless router, sold separately, that supports 80MHz and higher channels.
2. Check latest software/driver release for updates on supported security features.
3. The FCC has declared as of September 1, 2014 products that utilize passive scanning on channel 12/13 and are capable of transmitting must fully comply with requirements of 15.247 or otherwise disable those channels.
4. Receiver sensitivity is measured at a packet error rate of 8% for 802.11b (CKK modulation) and a packet error rate of 10% for 802.11a/g (OFDM modulation).
5. Usage of the 6GHz band relies on Windows 11 Operating System support.

| <b>Intel BE200 Wi-Fi 7 +Bluetooth® 5.4 Wireless Card M.2 320MHz PCIe World-wide WLAN vPro<sup>1</sup></b> |   |
|---|---|
| <b>Wireless LAN Standards</b>   | IEEE 802.11a<br>IEEE 802.11b<br>IEEE 802.11g<br>IEEE 802.11n<br>IEEE 802.11ac<br>IEEE 802.11ax<br>IEEE 802.11be<br>IEEE 802.11d<br>IEEE 802.11e<br>IEEE 802.11h<br>IEEE 802.11i<br>IEEE 802.11k<br>IEEE 802.11r<br>IEEE 802.11v |
| <b>Interoperability</b>   | Wi-Fi certified   |



### Technical Specifications – Networking and Communications

|                                    |  |
|------------------------------------|--|
| <b>Frequency Band</b>              | <p>802.11b/g/n/ax/be</p> <ul style="list-style-type: none"> <li>• 2.402 – 2.482 GHz</li> </ul> <p>802.11a/n/ac/ax/be</p> <ul style="list-style-type: none"> <li>• 4.9 – 4.95 GHz (Japan)</li> <li>• 5.15 – 5.25 GHz</li> <li>• 5.25 – 5.35 GHz</li> <li>• 5.47 – 5.725 GHz</li> <li>• 5.825 – 5.850 GHz</li> <li>• 5.955 – 6.415 GHz</li> <li>• 6.435 – 6.515 GHz</li> <li>• 6.535 – 6.875 GHz</li> <li>• 6.895 – 7.115 GHz</li> </ul>   |
| <b>Data Rates</b>                  | <ul style="list-style-type: none"> <li>• 802.11b: 1, 2, 5.5, 11 Mbps</li> <li>• 802.11g: 6, 9, 12, 18, 24, 36, 48, 54 Mbps</li> <li>• 802.11a: 6, 9, 12, 18, 24, 36, 48, 54 Mbps</li> <li>• 802.11n: max 300Mbps</li> <li>• 802.11ac: 1733Mbps</li> <li>• 802.11ax: max 2.4Gbps</li> <li>• 802.11be: max 5.76Gbps</li> </ul>   |
| <b>Modulation</b>                  | <p>Direct Sequence Spread Spectrum<br/>OFDM, BPSK, QPSK, CCK, 16-QAM, 64-QAM, 256-QAM, 1024QAM, 4096QAM</p>  |
| <b>Security<sup>2</sup></b>        | <ul style="list-style-type: none"> <li>• IEEE and WiFi compliant 64 / 128 bit WEP encryption for a/b/g mode only</li> <li>• AES-CCMP: 128 bit in hardware</li> <li>• 802.1x authentication</li> <li>• WPA, WPA2: 802.1x. WPA-PSK, WPA2-PSK, TKIP, and AES.</li> <li>• WPA2 certification</li> <li>• WPA3 certification</li> <li>• IEEE 802.11i</li> <li>• WAPI</li> </ul>  |
| <b>Network Architecture Models</b> | <p>Ad-hoc (Peer to Peer)<br/>Infrastructure (Access Point Required)</p>  |
| <b>Roaming</b>                     | <p>IEEE 802.11 compliant roaming between access points</p>   |
| <b>Output Power<sup>3</sup></b>    | <ul style="list-style-type: none"> <li>• 802.11b, 1Mbps: +17dBm minimum</li> <li>• 802.11g, 6Mbps: +16dBm minimum</li> <li>• 802.11a, 6Mbps: +17dBm minimum</li> <li>• 802.11n, MCS7(HT20): +14dBm minimum</li> <li>• 802.11n, MCS7(HT40): +13.5dBm minimum</li> <li>• 802.11ac MCS9(VHT20): 13.5dBm minimum</li> <li>• 802.11ac MCS9(VHT40): +13.5dBm minimum</li> <li>• 802.11ac MCS9(VHT80): +12.5dBm minimum</li> <li>• 802.11ac MCS9(VHT160): +10.5dBm minimum</li> <li>• 802.11ax MCS11(HE20)(6GHz): +11.5dBm minimum</li> <li>• 802.11ax MCS11(HE40)(6GHz): +7.5dBm minimum</li> <li>• 802.11ax MCS11(HE80)(6GHz): +7.5dBm minimum</li> <li>• 802.11ax MCS11(HE160)(6GHz): +7.5dBm minimum</li> <li>• 802.11be MCS13(EHT20)(6GHz): 11.5dBm</li> <li>• 802.11be MCS13(EHT40)(6GHz): 7.5dBm</li> <li>• 802.11be MCS13(EHT80)(6GHz): 7.5dBm</li> <li>• 802.11be MCS13(EHT160)(6GHz): 6.5dBm</li> <li>• 802.11be MCS13(EHT320)(6GHz): 4.5dBm</li> </ul> |

### Technical Specifications – Networking and Communications

|   |  |
|---|--|
| <b>Power Consumption</b>                | <ul style="list-style-type: none"> <li>• Transmit mode 3.1 W</li> <li>• Receive mode 1.8 W</li> <li>• Idle mode (PSP) 180 mW (WLAN Associated)</li> <li>• Idle mode 50 mW (WLAN unassociated)</li> <li>• Connected Standby 10mW</li> <li>• Radio disabled 8 mW</li> </ul>  |
| <b>Power Management</b>                 | ACPI and PCI Express compliant power management<br>802.11 compliant power saving mode  |
| <b>Receiver Sensitivity<sup>4</sup></b> | <ul style="list-style-type: none"> <li>• 802.11b, 1Mbps: -93.5dBm maximum</li> <li>• 802.11b, 11Mbps: -85dBm maximum</li> <li>• 802.11a/g, 6Mbps: -90.5dBm maximum</li> <li>• 802.11a/g, 54Mbps: -72.5dBm maximum</li> <li>• 802.11n, MCS0(HT20): -90dBm maximum</li> <li>• 802.11n, MCS7(HT20): -71.5dBm maximum</li> <li>• 802.11n, MCS0(HT40): -88.5dBm maximum</li> <li>• 802.11n, MCS7(HT40): -68.5dBm maximum</li> <li>• 802.11ac, MCS9(VHT20): -88.5dBm maximum</li> <li>• 802.11ac, MCS9(VHT40): -65.5dBm maximum</li> <li>• 802.11ac, MCS9(VHT80): -60.5dBm maximum</li> <li>• 802.11ac, MCS9(VHT160): -58.5dBm maximum</li> <li>• 802.11ax, MCS11(HE20)(6GHz): -59.5dBm maximum</li> <li>• 802.11ax, MCS11(HE40)(6GHz): -56.5dBm maximum</li> <li>• 802.11ax, MCS11(HE80)(6GHz): -53.5dBm maximum</li> <li>• 802.11ax, MCS11(HE160)(6GHz): -51.5dBm maximum</li> <li>• 802.11be, MCS13(EHT20)(6GHz): -55.5dBm maximum</li> <li>• 802.11be, MCS13(EHT40)(6GHz): -53.5dBm maximum</li> <li>• 802.11be, MCS13(EHT80)(6GHz): -51.5dBm maximum</li> <li>• 802.11be, MCS13(EHT160)(6GHz): -48.5dBm maximum</li> <li>• 802.11be, MCS13(EHT320)(6GHz): -45.5dBm maximum</li> </ul> |
| <b>Antenna type</b>                     | High efficiency antenna with spatial diversity<br>Two embedded tri-band 2.4/5/6 GHz antennas are provided to the card to support WLAN MIMO communications and Bluetooth communications   |
| <b>Form Factor</b>                      | PCI-Express M.2 MiniCard   |
| <b>Dimensions</b>                       | <ol style="list-style-type: none"> <li>1. Type 2230: 2.3 x 22.0 x 30.0 mm</li> <li>2. Type 1216: 1.67 x 12.0 x 16.0 mm</li> </ol>  |
| <b>Weight</b>                           | <ol style="list-style-type: none"> <li>1. Type 2230: 2.8g</li> <li>2. Type 1216: 1.3g</li> </ol>   |
| <b>Operating Voltage</b>                | 3.3v +/- 9%  |
| <b>Temperature</b>                      | Operating: 14° to 158° F (-10° to 70° C)<br>Non-operating: -40° to 176° F (-40° to 80° C)  |
| <b>Humidity</b>                         | Operating: 10% to 90% (non-condensing)<br>Non-operating: 5% to 95% (non-condensing)  |
| <b>Altitude</b>                         | Operating: 0 to 10,000 ft (3,048 m)<br>Non-operating: 0 to 50,000 ft (15,240 m)  |
| <b>LED Activity</b>                     | LED Amber – Radio OFF; LED OFF – Radio ON  |
| <b>Subtitle</b>                         | HP Integrated Module with Bluetooth® 4.0/4.1/4.2/5.0/5.1/5.2/5.3/5.4 Wireless Card Technology  |
| <b>Bluetooth® Specification</b>         | 4.0/4.1/4.2/5.0/5.1/5.2/5.3/5.4 Wireless Card Compliant  |
| <b>Frequency Band</b>                   | 2402 to 2480 MHz   |

### Technical Specifications – Networking and Communications

|  |   |
|--|---|
| <b>Number of Available Channels</b>                | Legacy: 0~79 (1 MHz/CH)<br>BLE: 0~39 (2 MHz/CH)   |
| <b>Data Rates and Throughput</b>                   | Legacy: 3 Mbps data rate; throughput up to 2.17 Mbps<br>BLE: 1 Mbps data rate; throughput up to 0.2 Mbps<br>Legacy: Synchronous Connection Oriented links up to 3, 64 kbps, voice channels<br>Legacy: Asynchronous Connection Less links 2178.1 kbps/177.1 kbps asymmetric (3-DH5) or 864 kbps symmetric (3-EV5)  |
| <b>Transmit Power</b>                              | The Bluetooth component shall operate as a Class I Bluetooth device with a maximum transmit power of +15.5 dBm for BR and +13dBm for EDR.   |
| <b>Power Consumption</b>                           | Peak (Tx): 330 mW<br>Peak (Rx): 230 mW<br>Selective Suspend: 17 mW  |
| <b>Bluetooth® Software Supported Link Topology</b> | 1.Microsoft Windows Bluetooth Software<br>2.Linux/Chrome OS Bluetooth Software.   |
| <b>Power Management</b>                            | ACPI and PCI Express compliant power management<br>802.11 compliant power saving mode   |
| <b>Certifications</b>                              | FCC (47 CFR) Part 15C/E, Section 15.247, 15.249, 15.407<br>ETSI 300 328, ETSI 301 893, ETSI 303 687   |
| <b>Bluetooth® Profiles Supported</b>               | BT4.1-ESR 5/6/7 Compliance<br>LE Link Layer Ping<br>LE Dual Mode<br>LE Link Layer<br>LE Low Duty Cycle Directed Advertising<br>LE L2CAP Connection Oriented Channels<br>Train Nudging & Interlaced Scan<br>BT4.2 ESR08 Compliance<br>LE Secure Connection- Basic/Full<br>LE Privacy 1.2 –Link Layer Privacy<br>LE Privacy 1.2 –Extended Scanner Filter Policies<br>LE Data Packet Length Extension<br>FAX Profile (FAX)<br>Basic Imaging Profile (BIP)2<br>Headset Profile (HSP)<br>Hands Free Profile (HFP)<br>Advanced Audio Distribution Profile (A2DP)<br>BT5.2<br>ESR9/10 Compliance<br>LE Advertisement Extensions<br>Channel Selection Algo<br>Limited High Duty Cycle Non-Connectable Advertising<br>2Mbps LE<br>LE Long Range<br>BT5.3<br>Host to Controller Encryption Key Control Enhancements<br>Compliance to the latest Errata Section 12.3 of BT 5.3 specification |

### *Technical Specifications – Networking and Communications*

1. Wi-Fi 7 requires a Wi-Fi 7 router, sold separately, to function in the 6GHz band. Availability of public wireless access points limited. Wi-Fi 7 is backwards compatible with prior 802.11 specs. And available in countries where Wi-Fi 7 is supported. Wi-Fi 7 is designed to support gigabit data rate when transferring files between two devices connected to the same router. Requires a wireless router, sold separately, that supports 80MHz and higher channels.
2. Check latest software/driver release for updates on supported security features.
3. The FCC has declared as of September 1, 2014 products that utilize passive scanning on channel 12/13 and are capable of transmitting must fully comply with requirements of 15.247 or otherwise disable those channels.
4. Receiver sensitivity is measured at a packet error rate of 8% for 802.11b (CKK modulation) and a packet error rate of 10% for 802.11a/g (OFDM modulation).

| <b>Intel BE200 Wi-Fi 7 +Bluetooth® 5.4 Wireless Card M.2 320MHz PCIe World-wide WLAN non-vPro<sup>1</sup></b> |  |
|---|--|
| <b>Wireless LAN Standards</b>   | IEEE 802.11a<br>IEEE 802.11b<br>IEEE 802.11g<br>IEEE 802.11n<br>IEEE 802.11ac<br>IEEE 802.11ax<br>IEEE 802.11be<br>IEEE 802.11d<br>IEEE 802.11e<br>IEEE 802.11h<br>IEEE 802.11i<br>IEEE 802.11k<br>IEEE 802.11r<br>IEEE 802.11v  |
| <b>Interoperability</b>   | Wi-Fi certified  |
| <b>Frequency Band</b>   | 802.11b/g/n/ax/be<br>• 2.402 – 2.482 GHz<br>802.11a/n/ac/ax/be<br>• 4.9 – 4.95 GHz (Japan)<br>• 5.15 – 5.25 GHz<br>• 5.25 – 5.35 GHz<br>• 5.47 – 5.725 GHz<br>• 5.825 – 5.850 GHz<br>• 5.955 – 6.415 GHz<br>• 6.435 – 6.515 GHz<br>• 6.535 – 6.875 GHz<br>• 6.895 – 7.115 GHz  |
| <b>Data Rates</b>   | <ul style="list-style-type: none"> <li>• 802.11b: 1, 2, 5.5, 11 Mbps</li> <li>• 802.11g: 6, 9, 12, 18, 24, 36, 48, 54 Mbps</li> <li>• 802.11a: 6, 9, 12, 18, 24, 36, 48, 54 Mbps</li> <li>• 802.11n: max 300Mbps</li> <li>• 802.11ac: 1733Mbps</li> <li>• 802.11ax: max 2.4Gbps</li> <li>• 802.11be: max 5.76Gbps</li> </ul>   |
| <b>Modulation</b>   | Direct Sequence Spread Spectrum<br>OFDM, BPSK, QPSK, CCK, 16-QAM, 64-QAM, 256-QAM, 1024QAM, 4096QAM  |
| <b>Security<sup>2</sup></b>   | <ul style="list-style-type: none"> <li>• IEEE and WiFi compliant 64 / 128 bit WEP encryption for a/b/g mode only</li> <li>• AES-CCMP: 128 bitIn hardware</li> <li>• 802.1x authentication</li> <li>• WPA, WPA2: 802.1x. WPA-PSK, WPA2-PSK, TKIP, and AES.</li> <li>• WPA2 certification</li> <li>• WPA3 certification</li> <li>• IEEE 802.11i</li> <li>• WAPI</li> </ul> |
| <b>Network Architecture Models</b>  | Ad-hoc (Peer to Peer)<br>Infrastructure (Access Point Required)  |
| <b>Roaming</b>  | IEEE 802.11 compliant roaming between access points  |



### Technical Specifications – Networking and Communications

|   |  |
|---|--|
| <b>Output Power<sup>3</sup></b>         | <ul style="list-style-type: none"> <li>• 802.11b, 1Mbps: +17dBm minimum</li> <li>• 802.11g, 6Mbps: +16dBm minimum</li> <li>• 802.11a, 6Mbps: +17dBm minimum</li> <li>• 802.11n, MCS7(HT20): +14dBm minimum</li> <li>• 802.11n, MCS7(HT40): +13.5dBm minimum</li> <li>• 802.11ac MCS9(VHT20): 13.5dBm minimum</li> <li>• 802.11ac MCS9(VHT40): +13.5dBm minimum</li> <li>• 802.11ac MCS9(VHT80): +12.5dBm minimum</li> <li>• 802.11ac MCS9(VHT160): +10.5dBm minimum</li> <li>• 802.11ax MCS11(HE20)(6GHz): +11.5dBm minimum</li> <li>• 802.11ax MCS11(HE40)(6GHz): +7.5dBm minimum</li> <li>• 802.11ax MCS11(HE80)(6GHz): +7.5dBm minimum</li> <li>• 802.11ax MCS11(HE160)(6GHz): +7.5dBm minimum</li> <li>• 802.11be MCS13(EHT20)(6GHz): 11.5dBm</li> <li>• 802.11be MCS13(EHT40)(6GHz): 7.5dBm</li> <li>• 802.11be MCS13(EHT80)(6GHz): 7.5dBm</li> <li>• 802.11be MCS13(EHT160)(6GHz): 6.5dBm</li> <li>• 802.11be MCS13(EHT320)(6GHz): 4.5dBm</li> </ul>   |
| <b>Power Consumption</b>                | <ul style="list-style-type: none"> <li>• Transmit mode 3.1 W</li> <li>• Receive mode 1.8 W</li> <li>• Idle mode (PSP) 180 mW (WLAN Associated)</li> <li>• Idle mode 50 mW (WLAN unassociated)</li> <li>• Connected Standby 10mW</li> <li>• Radio disabled 8 mW</li> </ul>  |
| <b>Power Management</b>                 | <p>ACPI and PCI Express compliant power management<br/>802.11 compliant power saving mode</p>  |
| <b>Receiver Sensitivity<sup>4</sup></b> | <ul style="list-style-type: none"> <li>• 802.11b, 1Mbps: -93.5dBm maximum</li> <li>• 802.11b, 11Mbps: -85dBm maximum</li> <li>• 802.11a/g, 6Mbps: -90.5dBm maximum</li> <li>• 802.11a/g, 54Mbps: -72.5dBm maximum</li> <li>• 802.11n, MCS0(HT20): -90dBm maximum</li> <li>• 802.11n, MCS7(HT20): -71.5dBm maximum</li> <li>• 802.11n, MCS0(HT40): -88.5dBm maximum</li> <li>• 802.11n, MCS7(HT40): -68.5dBm maximum</li> <li>• 802.11ac, MCS9(VHT20): -88.5dBm maximum</li> <li>• 802.11ac, MCS9(VHT40): -65.5dBm maximum</li> <li>• 802.11ac, MCS9(VHT80): -60.5dBm maximum</li> <li>• 802.11ac, MCS9(VHT160): -58.5dBm maximum</li> <li>• 802.11ax, MCS11(HE20)(6GHz): -59.5dBm maximum</li> <li>• 802.11ax, MCS11(HE40)(6GHz): -56.5dBm maximum</li> <li>• 802.11ax, MCS11(HE80)(6GHz): -53.5dBm maximum</li> <li>• 802.11ax, MCS11(HE160)(6GHz): -51.5dBm maximum</li> <li>• 802.11be, MCS13(EHT20)(6GHz): -55.5dBm maximum</li> <li>• 802.11be, MCS13(EHT40)(6GHz): -53.5dBm maximum</li> <li>• 802.11be, MCS13(EHT80)(6GHz): -51.5dBm maximum</li> <li>• 802.11be, MCS13(EHT160)(6GHz): -48.5dBm maximum</li> <li>• 802.11be, MCS13(EHT320)(6GHz): -45.5dBm maximum</li> </ul> |
| <b>Antenna type</b>                     | <p>High efficiency antenna with spatial diversity<br/>Two embedded tri-band 2.4/5/6 GHz antennas are provided to the card to support WLAN MIMO communications and Bluetooth communications</p>   |
| <b>Form Factor</b>                      | <p>PCI-Express M.2 MiniCard</p>  |
| <b>Dimensions</b>                       | <ol style="list-style-type: none"> <li>1. Type 2230: 2.3 x 22.0 x 30.0 mm</li> <li>2. Type 1216: 1.67 x 12.0 x 16.0 mm</li> </ol>  |

### Technical Specifications – Networking and Communications

|  |  |
|--|--|
| <b>Weight</b>  | 1. Type 2230: 2.8g<br>2. Type 1216: 1.3g   |
| <b>Operating Voltage</b>   | 3.3v +/- 9%  |
| <b>Temperature</b>   | Operating: 14° to 158° F (–10° to 70° C)<br>Non-operating: –40° to 176° F (–40° to 80° C)  |
| <b>Humidity</b>  | Operating: 10% to 90% (non-condensing)<br>Non-operating: 5% to 95% (non-condensing)  |
| <b>Altitude</b>  | Operating: 0 to 10,000 ft (3,048 m)<br>Non-operating: 0 to 50,000 ft (15,240 m)  |
| <b>LED Activity</b>  | LED Amber – Radio OFF; LED OFF – Radio ON  |
| <b>HP Integrated Module with Bluetooth® 4.0/4.1/4.2/5.0/5.1/5.2/5.3/5.4 Wireless Card Technology</b> |  |
| <b>Bluetooth® Specification</b>  | 4.0/4.1/4.2/5.0/5.1/5.2/5.3/5.4 Wireless Card Compliant  |
| <b>Frequency Band</b>  | 2402 to 2480 MHz   |
| <b>Number of Available Channels</b>  | Legacy: 0~79 (1 MHz/CH)<br>BLE: 0~39 (2 MHz/CH)  |
| <b>Data Rates and Throughput</b>   | Legacy: 3 Mbps data rate; throughput up to 2.17 Mbps<br>BLE: 1 Mbps data rate; throughput up to 0.2 Mbps<br>Legacy: Synchronous Connection Oriented links up to 3, 64 kbps, voice channels<br>Legacy: Asynchronous Connection Less links 2178.1 kbps/177.1 kbps asymmetric (3-DH5) or 864 kbps symmetric (3-EV5) |
| <b>Transmit Power</b>  | The Bluetooth component shall operate as a Class I Bluetooth device with a maximum transmit power of +15.5 dBm for BR and +13dBm for EDR.  |
| <b>Power Consumption</b>   | Peak (Tx): 330 mW<br>Peak (Rx): 230 mW<br>Selective Suspend: 17 mW   |
| <b>Bluetooth® Software Supported Link Topology</b>   | 1. Microsoft Windows Bluetooth Software<br>2. Linux/Chrome OS Bluetooth Software.  |
| <b>Power Management</b>  | ACPI and PCI Express compliant power management<br>802.11 compliant power saving mode  |
| <b>Certifications</b>  | FCC (47 CFR) Part 15C/E, Section 15.247, 15.249, 15.407<br>ETSI 300 328, ETSI 301 893, ETSI 303 687  |

### Technical Specifications – Networking and Communications

|                                      |   |
|--------------------------------------|---|
| <b>Bluetooth® Profiles Supported</b> | BT4.1-ESR 5/6/7 Compliance<br>LE Link Layer Ping<br>LE Dual Mode<br>LE Link Layer<br>LE Low Duty Cycle Directed Advertising<br>LE L2CAP Connection Oriented Channels<br>LE Nudging & Interlaced Scan<br>BT4.2 ESR08 Compliance<br>LE Secure Connection- Basic/Full<br>LE Privacy 1.2 –Link Layer Privacy<br>LE Privacy 1.2 –Extended Scanner Filter Policies<br>LE Data Packet Length Extension<br>FAX Profile (FAX)<br>Basic Imaging Profile (BIP)2<br>Headset Profile (HSP)<br>Hands Free Profile (HFP)<br>Advanced Audio Distribution Profile (A2DP)<br>BT5.2<br>ESR9/10 Compliance<br>LE Advertisement Extensions<br>Channel Selection Algo<br>Limited High Duty Cycle Non-Connectable Advertising<br>Mbps LE<br>LE Long Range<br>BT5.3<br>Host to Controller Encryption Key Control Enhancements<br>Compliance to the latest Errata Section 12.3 of BT 5.3 specification |
|--------------------------------------|---|

1. Wi-Fi 7 requires a Wi-Fi 7 router, sold separately, to function in the 6GHz band. Availability of public wireless access points limited. Wi-Fi 7 is backwards compatible with prior 802.11 specs. And available in countries where Wi-Fi 7 is supported. Wi-Fi 7 is designed to support gigabit data rate when transferring files between two devices connected to the same router. Requires a wireless router, sold separately, that supports 80MHz and higher channels.
2. Check latest software/driver release for updates on supported security features.
3. The FCC has declared as of September 1, 2014 products that utilize passive scanning on channel 12/13 and are capable of transmitting must fully comply with requirements of 15.247 or otherwise disable those channels.
4. Receiver sensitivity is measured at a packet error rate of 8% for 802.11b (CKK modulation) and a packet error rate of 10% for 802.11a/g (OFDM modulation).

### Technical Specifications – Networking and Communications

| <b>HP Flex 1GbE Fiber LC Single Port</b> |   |
|--|---|
| <b>Connector</b>                         | Fiber   |
| <b>Cabling</b>                           | 1 GbE over Category OM1 (or better) up to 100m  |
| <b>Controller</b>                        | Microchip LAN7801   |
| <b>Data Rates Supported</b>              | 100/1000 Mbps   |
| <b>Compliance</b>                        | IEE 802.1q priority encoding/tagging (QoS, CoS)<br>IEE 802.1q VLAN tagging<br>IEE 802.3x flow control     |
| <b>Bus Architecture</b>                  | USB   |
| <b>Power requirement</b>                 | Requires 3.3V (Integrated regulators for code Vdc)  |
| <b>Boot ROM support</b>                  | Yes   |
| <b>Network transfer mode</b>             | Full-duplex; Half duplex  |
| <b>Network transfer rate</b>             | 100BASE-X (Half-duplex) 100Mbps<br>1000BASE-X (Half-duplex) 1000Mbps<br>1000BASE-X (Full-duplex) 2000Mbps |
| <b>Operating temperature</b>             | 32° to 95° F (0° to 35°C)   |
| <b>calvin</b>                            | 1.5 x 1.7 x 0.75 In (3.84 x 4.3 x 1.9 cm)   |
| <b>Operating System Driver Support</b>   | Windows 11 64-Bit<br>Windows 10 64-Bit<br>Linux®  |

### Technical Specifications – Input/Output Devices

#### I/O DEVICES

| <b>HP Business Slim Standalone USB/PS2 Wired Keyboard</b> |  |   |
|---|--|---|
| <b>Physical Characteristics</b>                           | Keys   | 104, 105, 106, 107, 109 layout (depending upon country)           |
|   | Dimensions (LxWxH)                             | 171.97 x 68.35 x 8.27 In (436.8± 1.5 x 137.6± 1.0 x 21.0± 1.0 cm) |
|   | Weight   | 1.32 lb (0.6± 0.08 kg)  |
| <b>Electrical</b>   | Operating voltage                              | 4.4-5.25VDC   |
|   | Power consumption                              | 50-mA maximum (with 5 VDC power supplied and three LEDs ON)/      |
|   | System Interface                               | USB or PS/2   |
|   | ESD  | Contact Discharge: 2, 4,6,8KV<br>Air Discharge: 2, 4, 8,10,12.5KV |
|   | EMI - RFI                                      | Conforms to FCC rules for a Class B computing device              |
| <b>Mechanical</b>   | Keycaps  | Low-profile design  |
|   | Switch actuation                               | 60±12.5g nominal peak force with tactile feedback                 |
|   | Switch life                                    | 10 million keystrokes (Life tester)                               |
|   | Switch type                                    | Contamination-resistant switch membrane                           |
|   | Key-leveling mechanisms                        | For all double-wide and greater-length keys                       |
|   | Cable length                                   | 6 ft (1.8 m)  |
| <b>Environmental</b>                                      | Acoustics                                      | 43-dBA maximum sound pressure level                               |
|   | Operating temperature                          | 50° to 122° F (10° to 50° C)                                      |
|   | Non-operating temperature                      | Minus 30 degress to 60 degress Celsius                            |
|   | Operating humidity                             | 10% to 90% (non-condensing at ambient)                            |
|   | Non-operating humidity                         | 20% to 80% (non-condensing at ambient)                            |
|   | Operating shock                                | 40 g, six surfaces  |
|   | Non-operating shock                            | 80 g, six surfaces  |
|   | Operating vibration                            | 2-g peak acceleration   |
|   | Non-operating vibration                        | 4-g peak acceleration   |
|   | Drop (out of box)                              | 26 in (66 cm) on carpet, six-drop sequence                        |
|   | Drop (in box)                                  | 30 in (76.2 cm) on concrete, 16-drop sequence                     |
| <b>Approvals</b>  | UL, FCC, CE Mark, TUV GS, VCCI, BSMI, RCM, KCC |   |
| <b>Ergonomic compliance</b>                               | ANSI HFS 100, ISO 9241-4, and TUVGS            |   |

### Technical Specifications – Input/Output Devices

| <b>HP USB Business Slim Wired SmartCard CCID Keyboard</b> |  |  |
|---|--|--|
| <b>Physical Characteristics</b>                           | Keys   | 104, 105, 107, 109 layout (depending upon country)   |
|   | Dimensions (LxWxH)   | 17.34 x 5.68 x 0.78 in (440.6 x 144.5 x 1.98 cm)     |
|   | Weight   | 1.32 lb (598g)                                       |
| <b>Electrical</b>   | Operating voltage  | 5 VDC, +/-5%   |
|   | Power consumption  | 100mA (All LED on)                                   |
|   | System Interface   | USB Type A plug connector                            |
|   | ESD  | Contact Discharge: 8 KV Air Discharge: 12.5 KV       |
|   | EMI - RFI  | Conforms to FCC rules for a Class B computing device |
| <b>Mechanical</b>   | Keycaps  | Low-profile design                                   |
|   | Switch actuation   | 60±10g nominal peak force with tactile feedback      |
|   | Switch life  | 10 million keystrokes (Life tester)                  |
|   | Switch type  | Contamination-resistant switch membrane              |
|   | Key-leveling mechanisms  | For all double-wide and greater-length keys          |
|   | Cable length   | 6 ft (1.8 m)   |
| <b>Environmental</b>                                      | Acoustics  | 43-dBA maximum sound pressure level                  |
|   | Operating temperature  | 50° to 122° F (10° to 50° C)                         |
|   | Non-operating temperature  | -22° to 140° F (-30° to 60° C)                       |
|   | Operating humidity   | 10% to 90% (non-condensing at ambient)               |
|   | Non-operating humidity   | 20% to 80% (non-condensing at ambient)               |
|   | Operating shock  | 40 g, six surfaces                                   |
|   | Non-operating shock  | 80 g, six surfaces                                   |
|   | Operating vibration  | 2-g peak acceleration                                |
|   | Non-operating vibration  | 4-g peak acceleration                                |
|   | Drop (out of box)  | 26 in (66 cm) on carpet, six-drop sequence           |
|   | Drop (in box)  | 30 in (76.2 cm) on concrete, 16-drop sequence        |
| <b>Approvals</b>  | CE Marking, TUV, EAC, FCC, cULus/CSAus, ICES, RCM, VCCI, KCC, BSMI |  |
| <b>Ergonomic compliance</b>                               | ISO 9241-4, TUVGS  |  |

### Technical Specifications – Input/Output Devices

| <b>HP 125 AntiMicrobial Wired Keyboard (China only)</b> |  |  |
|---|--|--|
| <b>Physical Characteristics</b>                         | Keys   | 104/105/107/109 layout (depending upon country)      |
|   | Dimensions (LxWxH)   | 436 x 138 x 24.7 mm                                  |
|   | Weight   | 471g   |
| <b>Electrical</b>                                       | Operating voltage  | 5V +- 5%   |
|   | Power consumption  | 50mA   |
|   | System Interface   | USB Type A plug connector                            |
|   | ESD  | Contact Discharge: 8 KV Air Discharge: 12.5 KV       |
|   | EMI - RFI  | Conforms to FCC rules for a Class B computing device |
| <b>Mechanical</b>                                       | Keycaps  | Low-profile design                                   |
|   | Switch actuation   | 55±10g nominal peak force with tactile feedback      |
|   | Switch life  | 10 million keystrokes (Life tester)                  |
|   | Switch type  | Contamination-resistant switch membrane              |
|   | Key-leveling mechanisms  | For all double-wide and greater-length keys          |
|   | Cable length   | 1.8 m  |
| <b>Environmental</b>                                    | Acoustics  | 43-dBA maximum sound pressure level                  |
|   | Operating temperature  | 50° to 122° F (10° to 50° C)                         |
|   | Non-operating temperature  | -4° to 149° F (-20° to 65° C)                        |
|   | Operating humidity   | 10% to 95% (non-condensing at ambient)               |
|   | Non-operating humidity   | 0% to 95% (non-condensing at ambient)                |
|   | Operating shock  | 40 g, six surfaces                                   |
|   | Non-operating shock  | 80 g, six surfaces                                   |
|   | Operating vibration  | 2-g peak acceleration                                |
|   | Non-operating vibration  | 4-g peak acceleration                                |
|   | Drop (out of box)  | 26 in (66 cm) on carpet, six-drop sequence           |
|   | Drop (in box)  | 30 in (76.2 cm) on concrete, 16-drop sequence        |
| <b>Approvals</b>  | UL, cUL, FCC, CE, TUV GS, VCCI, BSMI, RCM, KCC, USB-IF, WHQL, EN/IEC 60601-1 |  |
| <b>Ergonomic compliance</b>                             | ANSI HFS 100, ISO 9241-4, and TUVGS  |  |

### Technical Specifications – Input/Output Devices

| <b>HP 655 wireless Keyboard</b> |   |  |
|---------------------------------|---|--|
| <b>Physical Characteristics</b> | Keys  | 104, 105, 107,109 layouts                            |
|                                 | Dimensions (LxWxH)  | 16.86 x 4.55 x 0.71 in (428.22 x 115.47 x 18.06 mm)  |
|                                 | Weight  | 0.96 lb (435g)                                       |
| <b>Electrical</b>               | Operating voltage   | 3 VDC, +/-5%   |
|                                 | Power consumption   | 20 mA Max (All LED on)                               |
|                                 | System Interface  | 2.4GHz Wireless                                      |
|                                 | ESD   | Contact Discharge: 8 KV Air Discharge: 15 KV         |
|                                 | EMI - RFI   | Conforms to FCC rules for a Class B computing device |
| <b>Mechanical</b>               | Keycaps   | Plunger, 2.0 mm key travel                           |
|                                 | Key actuation   | 60±10g nominal peak force with tactile feedback      |
|                                 | Key life  | 10 million keystrokes (Life tester)                  |
|                                 | Key structure type  | Rubber dome & Membrane                               |
|                                 | Key-leveling mechanisms   | For all double-wide and greater-length keys          |
| <b>Environmental</b>            | Operating temperature   | 50° to 122° F (10° to 50° C)                         |
|                                 | Non-operating temperature   | -22° to 140° F (-30° to 60° C)                       |
|                                 | Operating humidity  | 10% to 90% (non-condensing at ambient)               |
|                                 | Non-operating humidity  | 20% to 80% (non-condensing at ambient)               |
|                                 | Operating shock   | 40 g, six surfaces                                   |
|                                 | Non-operating shock   | 80 g, six surfaces                                   |
|                                 | Operating vibration   | 2-g peak acceleration                                |
|                                 | Non-operating vibration   | 4-g peak acceleration                                |
|                                 | Drop (out of box)   | 26 in (66 cm) on carpet, six-drop sequence           |
|                                 | Drop (in box)   | 30 in (76.2 cm) on concrete, 16-drop sequence        |
| <b>Approvals</b>                | CB, CE, FCC, cULus, ICES, IC, I TRC, TRA, CASA, UA, EAC, CNC, ANATEL, NOM-NYCE SCT, IFETEL, MPTC, RCM, BIS, PosTel, VCCI, TELEC, KC, MCMC, IDA, BSMI, NCC, DWLF&M, TP-BY, MOC |  |
| <b>Ergonomic compliance</b>     | TUVGS   |  |



### Technical Specifications – Input/Output Devices

| <b>HP Wired Desktop 320K Keyboard</b>                   |                           |  |                               |                               |
|---|---------------------------|--|-------------------------------|-------------------------------|
| <b>Physical Characteristics</b>                         | Keys                      | 104, 105, 107, 109 layouts   |                               |                               |
|   | Dimensions(LxWxH)         | 18.86*4.55*0.66 in (426.2 x 110.9 x 16.7 mm)   |                               |                               |
|   | Weight                    | 1.00 lb(452g)  |                               |                               |
| <b>Electrical</b>                                       | Operating voltage         | 5 VDC, +/-5%   |                               |                               |
|   | Power consumption         | 50 mA Max (All LED on)   |                               |                               |
|   | System Interface          | USB Port   |                               |                               |
|   | ESD                       | Contact Discharge: 8 KV Air Discharge: 15 KV (Class B)   |                               |                               |
|   | EMI - RFI                 | European Standard EN 55022: 2006+A1: 2007, Class B.<br>FCC/CFR 47: Part 15 Class B   |                               |                               |
| <b>Mechanical</b>                                       | Keycaps                   | 2.0mm +/-0.2mm at 120gf Key travel   |                               |                               |
| <b>Environmental</b>                                    | Operating temperature     | 10° C to 90° C   |                               |                               |
|   | Non-operating temperature | -30° C to 95° C  |                               |                               |
|   | Operating humidity        | N/A  |                               |                               |
|   | Non-operating humidity    | 10% to 90% (non-condensing at ambient)   |                               |                               |
|   | Operating shock           | N/A  |                               |                               |
|   | Non-operating shock       | i. Half-Sine Shock – End-Use Handling, Non-Operational<br>Sample size: 5pcs.<br>Condition: Sample power off.<br>Axis: X, Y, Z axis (all 6 faces) – sample normal mode of operation.<br>Number of shocks: 1 shock/face.<br>Pulse duration: < 3 ms<br>Velocity change: 50lps (inch-per-second)- 65lps desired.   |                               |                               |
|   |                           | ii. Trapezoidal Shock- Transportation Environment, Non-Operational<br>Sample size: 5pcs.<br>Condition: Sample power off.<br>Orientation: All six faces: Front, Rear, Left, Right, Bottom, and Top.<br>Configuration: As intended for shipment<br>Number of shocks: 1 shock/face.<br>Minimum faired acceleration: 30G's. Test also at 40 and 50G's to find margin.<br>Velocity change: 266lps (inch-per-second) for product mass (m)<br>20<m<40lb |                               |                               |
|   | Operating vibration       | <b>Frequency (Hz)</b>  | <b>Slope (dB/oct)</b>         | <b>PSD (g<sup>2</sup>/Hz)</b> |
|   |                           | 5-350  | 0                             | 0.0001                        |
|   |                           | 350-500  | -6                            | -                             |
| 500   |                           | -  | 0.00005                       |                               |
| (~0.21G <sub>rms</sub> )<br>Total Test time: 10 minutes |                           |  |                               |                               |
| Non-operating vibration                                 | <b>Frequency (Hz)</b>     | <b>Slope (dB/oct)</b>  | <b>PSD (g<sup>2</sup>/Hz)</b> |                               |
|   | 5.100                     | 0  | 0.015                         |                               |
|   | 100-137                   | -6   | -                             |                               |
|   | 137-350                   | 0  | 0.008                         |                               |
|   | 350-500                   | -6   | -                             |                               |

### Technical Specifications – Input/Output Devices

|                             |  |  |   |        |
|-----------------------------|--|--|---|--------|
|                             |  | 500  | - | 0.0039 |
|                             | Drop (out of box)  | 76cm on carpet, six-drop sequence  |   |        |
|                             | Drop (in box)  | 10 times drop including 6 faces, one corner and 3 edges on rigid surface.<br>Drop Height: 91cm |   |        |
| <b>Approvals</b>            | CB, CE, FCC, ICES, EAC, NOM-NYCE SCT, RCM, BIS, VCCI, KC, BSMI |  |   |        |
| <b>Ergonomic compliance</b> | TUVGS  |  |   |        |

|                             |   |   |
|-----------------------------|---|---|
| <b>HP PS/2 Mouse</b>        |   |   |
| <b>Dimensions (HxLxW)</b>   | 4.53 x 2.48 x 1.46 in (115.2x 63 x 37 mm) |   |
| <b>Weight</b>               | 0.22lb (101.6g)                           |   |
| <b>Environmental</b>        | Operating temperature                     | 41° to 122° F (5° to 50° C)                     |
|                             | Non-operating temperature                 | (-4° to 140° F)(-20° to 60° C)                  |
|                             | Operating humidity                        | 10% to 85% (non-condensing at ambient)          |
|                             | Non-operating humidity                    | 5% to 95% (non-condensing at ambient)           |
|                             | Operating shock                           | 40 g, six surfaces                              |
|                             | Non-operating shock                       | 80 g, six surfaces                              |
|                             | Operating vibration                       | 2-g peak acceleration                           |
|                             | Non-operating vibration                   | 4-g peak acceleration                           |
| <b>Electrical</b>           | Tracking speed                            | 30 inch/sec (max)                               |
|                             | Tracking acceleration                     | 8G(max), 1G=9.8m/s <sup>2</sup>                 |
|                             | System Interface                          | PS/2  |
| <b>Mechanical</b>           | Switch actuation                          | 60±15g nominal peak force with tactile feedback |
|                             | Switch life                               | 3 million keystrokes (Life tester)              |
|                             | Switch type                               | Contamination-resistant switch membrane         |
|                             | Key-leveling mechanisms                   | For all double-wide and greater-length keys     |
|                             | Cable length                              | 6 ft (1.8 m)                                    |
|                             | Color                                     | Jack Black                                      |
| <b>Regulatory approvals</b> | Compliant                                 | UL, FCC, CE Mark, TUV GS, VCCI, BSMI, RCM, KCC  |

### Technical Specifications – Input/Output Devices

| <b>HP Wired Desktop 320M Mouse</b> |                           |  |                       |                               |
|------------------------------------|---------------------------|--|-----------------------|-------------------------------|
| <b>Physical Characteristics</b>    | Keys                      | Left/right key   |                       |                               |
|                                    | Dimensions(LxWxH)         | 4.09 x2.50 x 1.40 in (103.8x 63.4 x 35.5 mm)   |                       |                               |
|                                    | Weight                    | 0.16 lb(72g)   |                       |                               |
| <b>Electrical</b>                  | Operating voltage         | 5 VDC, +/-0.25V  |                       |                               |
|                                    | Power consumption         | 100 mA Max   |                       |                               |
|                                    | System Interface          | USB Port   |                       |                               |
|                                    | ESD                       | Contact Discharge: 8 KV Air Discharge: 15 KV (Class B)   |                       |                               |
|                                    | EMI - RFI                 | European Standard EN 55022: 2006+A1: 2007, Class B.<br>FCC/CFR 47: Part 15 Class B   |                       |                               |
| <b>Mechanical</b>                  | Keycaps                   | 0.3mm key travel   |                       |                               |
|                                    | Key actuation             | 75±20g   |                       |                               |
|                                    | Key life                  | 1million cycles  |                       |                               |
|                                    | Key structure type        | Tact Switch  |                       |                               |
|                                    | Key-leveling mechanisms   | N/A  |                       |                               |
| <b>Environmental</b>               | Operating temperature     | 10° to 90° C   |                       |                               |
|                                    | Non-operating temperature | -30° C to 95° C  |                       |                               |
|                                    | Operating humidity        | N/A  |                       |                               |
|                                    | Non-operating humidity    | 10% to 90% (non-condensing at ambient)   |                       |                               |
|                                    | Operating shock           | N/A  |                       |                               |
|                                    | Non-operating shock       | i. Half-Sine Shock – End-Use Handling, Non-Operational<br>Sample size: 5pcs.<br>Condition: Sample power off.<br>Axis: X, Y, Z axis (all 6 faces) – sample normal mode of operation.<br>Number of shocks: 1 shock/face.<br>Pulse duration: < 3 ms<br>Velocity change: 50lps (inch-per-second)- 65lps desired.   |                       |                               |
|                                    |                           | ii. Trapezoidal Shock- Transportation Environment, Non-Operational<br>Sample size: 5pcs.<br>Condition: Sample power off.<br>Orientation: All six faces: Front, Rear, Left, Right, Bottom, and Top.<br>Configuration: As intended for shipment<br>Number of shocks: 1 shock/face.<br>Minimum faired acceleration: 30G's. Test also at 40 and 50G's to find margin.<br>Velocity change: 266lps (inch-per-second) for product mass (m)<br>20<m<40lb |                       |                               |
|                                    | Operating vibration       | <b>Frequency (Hz)</b>  | <b>Slope (dB/oct)</b> | <b>PSD (g<sup>2</sup>/Hz)</b> |
|                                    |                           | 5-350  | 0                     | 0.0001                        |
|                                    |                           | 350-500  | -6                    | -                             |
| 500                                |                           | -  | 0.00005               |                               |
| (~0.21G <sub>rms</sub> )           |                           |  |                       |                               |
| Total Test time: 10 minutes        |                           |  |                       |                               |

### Technical Specifications – Input/Output Devices

|                             |  | Frequency (Hz)                    | Slope (dB/oct) | PSD (g <sup>2</sup> /Hz) |
|-----------------------------|--|-----------------------------------|----------------|--------------------------|
|                             | Non-operating vibration  | 5.100                             | 0              | 0.015                    |
|                             |  | 100-137                           | -6             | -                        |
|                             |  | 137-350                           | 0              | 0.008                    |
|                             |  | 350-500                           | -6             | -                        |
|                             |  | 500                               | -              | 0.0039                   |
|                             | Drop (out of box)  | 76cm on carpet, six-drop sequence |                |                          |
|                             | Drop (in box)  | N/A                               |                |                          |
| <b>Approvals</b>            | CB, CE, FCC, cULus, ICES, EAC, NOM-NYCE SCT, RCM, VCCI, KC, BSMI |                                   |                |                          |
| <b>Ergonomic compliance</b> | TUVGS  |                                   |                |                          |

| <b>HP 655 wireless Mouse</b> |   |   |
|------------------------------|---|---|
| <b>Dimensions (HxLxW)</b>    | 4.74 x 2.75 x 1.63 in (120.29 x 69.97 x 41.39 mm) |   |
| <b>Weight</b>                | 0.194lb (88g)                                     |   |
| <b>Environmental</b>         | Operating temperature                             | 50° to 122° F (10° to 50° C)  |
|                              | Non-operating temperature                         | -22° to 140° F (-30° to 60° C)  |
|                              | Operating humidity                                | 10% to 90% (non-condensing at ambient)  |
|                              | Non-operating humidity                            | 20% to 80% (non-condensing at ambient)  |
|                              | Operating shock                                   | 40 g, six surfaces  |
|                              | Non-operating shock                               | 80 g, six surfaces  |
|                              | Operating vibration                               | 2-g peak acceleration   |
|                              | Non-operating vibration                           | 4-g peak acceleration   |
| <b>Electrical</b>            | Operating voltage                                 | 3 VDC, +/-5%  |
|                              | Power consumption (typical)                       | 10 mA Max   |
|                              | Resolution  | 1,200 DPI (Default)   |
|                              | Sensor  | Pixart PAW3222DB-TJDS   |
|                              | Tracking speed                                    | 10G(max), 1G=9.8m/s <sup>2</sup>  |
|                              | Tracking acceleration                             | 2.4GHz Wireless   |
| <b>Mechanical</b>            | Color   | Jack Black  |
| <b>Regulatory approvals</b>  | Compliant   | CB, CE, FCC, cULus, ICES, IC, TRC, TRA, ICASA, UA, EAC, CNC, ANATEL, NOM-NYCE SCT, IFETEL, MPTC, RCM, PosTel, VCCI, TELEC, KC, MCMC, IDA, BSMI, NCC, DWLF&M, TP-BY, MOC |
| <b>Ergonomic compliance</b>  | Compliant   | TUVGS   |

### Technical Specifications – Input/Output Devices

| <b>HP USB 125 (Antimicrobial)/128 Laser Mouse (China only)</b> |                             |   |
|--|-----------------------------|---|
| <b>Dimensions (HxLxW)</b>                                      | 112 x 63 x 36.2 mm (LxWxH)  |   |
| <b>Weight</b>  | 85 g                        |   |
| <b>Environmental</b>   | Operating temperature       | 50° to 122° F (10° to 50° C)                        |
|  | Non-operating temperature   | -22° to 140° F (-30° to 60° C)                      |
|  | Operating humidity          | 10% to 90% (non-condensing at ambient)              |
|  | Non-operating humidity      | 20% to 80% (non-condensing at ambient)              |
|  | Operating shock             | 40 g, six surfaces                                  |
|  | Non-operating shock         | 80 g, six surfaces                                  |
|  | Operating vibration         | 2-g peak acceleration                               |
|  | Non-operating vibration     | 4-g peak acceleration                               |
| <b>Electrical</b>  | Operating voltage           | 5 VDC, +/-5%  |
|  | Power consumption (typical) | 100mA   |
|  | Resolution                  | 1,200 DPI   |
|  | Sensor                      | Optical/ Laser USB mouse sensor                     |
|  | Tracking speed              | 30 inch/sec (max)                                   |
|  | Tracking acceleration       | 8G(max), 1G=9.8m/s <sup>2</sup>                     |
| <b>Mechanical</b>  | Connector                   | USB   |
|  | Cable length                | 6 ft (1.8 m)  |
|  | Color                       | Jack Black  |
| <b>Regulatory approvals</b>                                    | Compliant                   | UL, FCC, CE Mark, TUV GS, VCCI, BSMI, RCM, KCC, EAC |

### Technical Specifications – Audio/Multimedia

#### AUDIO/MULTIMEDIA

##### HP Elite Mini 800 G9 Desktop PC

|                            |  |
|----------------------------|--|
| Type                       | Integrated   |
| HD Stereo Codec            | Realtek ALC3252  |
| Audio I/O Ports            | combo audio jack with CTIA and OMTP headset support  |
| Internal Speaker Amplifier | 2W class D mono amplifier for the internal speaker only. External speakers must be powered   |
| Multi-streaming Capable    | Playback multi-streaming can be enabled in the audio control panel to allow independent audio streams to be sent to/from the front and rear jacks or integrated speaker. |
| Sampling                   | Independent sampling rates for DAC's and ADC's; supports resolutions from 16 to 24-bit; 44.1 kHz to 192 kHz for DAC and 44.1 kHz to 192 kHz for ADC                      |
| Wavetable Syntheses        | Yes - Uses OS soft wavetable   |
| Analog Audio               | Yes  |
| # of Channels on Line-Out  | Stereo (Left & Right channels)   |
| Internal Speaker           | Yes  |

##### HP Elite SFF 800 G9 Desktop PC

|                            |  |
|----------------------------|--|
| Type                       | Integrated   |
| HD Stereo Codec            | Realtek ALC 3252   |
| Audio I/O Ports            | Front: Headset connector supports a CTIA and OMTP style headset and is re-taskable as a Line-in, Line-out, Microphone-in or Headphone-out port<br>Rear: Line-out, Line-in*, 3.5mm and support stereo and retasking |
| Internal Speaker Amplifier | 2W class D mono amplifier for the internal speaker only. External speakers must be powered   |
| Multi-streaming Capable    | Playback multi-streaming can be enabled in the audio control panel to allow independent audio streams to be sent to/from the front and rear jacks or integrated speaker.   |
| Sampling                   | Independent sampling rates for DAC's and ADC's; supports resolutions from 16 to 24-bit; 44.1 kHz to 192 kHz for DAC and 44.1 kHz to 96 kHz for ADC   |
| Wavetable Syntheses        | Yes – Uses OS soft wavetable   |
| Analog Audio               | Yes  |
| # of Channels on Line-Out  | Stereo (Left & Right channels)   |
| Internal Speaker           | Yes  |

**\*NOTE:** System default is line-out. Line-in / Line-out can be adjusted through the audio setting

### Technical Specifications – Audio/Multimedia

#### HP Elite Tower 800/880 G9 Desktop PC

|                            |  |
|----------------------------|--|
| Type                       | Integrated   |
| HD Stereo Codec            | Realtek ALC 3252   |
| Audio I/O Ports            | Front: Headset connector supports a CTIA and OMTP style headset and is re-taskable as a Line-in, Line-out, Microphone-in or Headphone-out port<br>Rear: Line-out, Line-in*, 3.5mm and support stereo and retasking |
| Internal Speaker Amplifier | 2W class D mono amplifier for the internal speaker only. External speakers must be powered   |
| Multi-streaming Capable    | Playback multi-streaming can be enabled in the audio control panel to allow independent audio streams to be sent to/from the front and rear jacks or integrated speaker.   |
| Sampling                   | Independent sampling rates for DAC's and ADC's; supports resolutions from 16 to 24-bit; 44.1 kHz to 192 kHz for DAC and 44.1 kHz to 192 kHz for ADC  |
| Wavetable Syntheses        | Yes - Uses OS soft wavetable   |
| Analog Audio               | Yes  |
| # of Channels on Line-Out  | Stereo (Left & Right channels)   |

**\*NOTE:** System default is line-out. Line-in / Line-out can be adjusted through the audio setting

#### HP EliteOne 840 23.8 in & 870 27 in G9 All-in-One Desktop PC's

##### Bang & Olufsen Audio

|                            |  |
|----------------------------|--|
| Type                       | Integrated   |
| HD Stereo Codec            | Realtek ALC3274  |
| Audio I/O Ports            | Side headset connector supports a CTIA/OMTP style headset and is re-taskable as a Line-in, Line-out, Microphone-in or Headphone-out port<br>All ports are 3.5mm and support stereo |
| Internal Speaker Amplifier | 5W per channel class D stereo amplifier for the internal speakers only   |
| Multi-streaming Capable    | Playback multi-streaming can be enabled in the audio control panel to allow independent audio streams to be sent to/from the front and rear jacks or integrated speakers.          |
| Sampling                   | Independent sampling rates for DAC's and ADC's; supports resolutions from 16 to 24-bit; 44.1 kHz to 192 kHz for DAC and 44.1 kHz to 192 kHz for ADC                                |
| Wavetable Syntheses        | Yes - Uses OS soft wavetable   |
| Analog Audio               | Yes  |
| # of Channels on Line-Out  | Stereo (Left & Right channels)   |
| Internal Speaker           | Yes - Stereo   |

### Technical Specifications – Integrated Webcam and Microphone

#### INTEGRATED WEBCAM AND MICROPHONE

##### Integrated Webcam and Microphone

Optional integrated 5 MP Swivel Webcam with integrated dual array digital microphones; 88° FOV

Optional integrated 5 MP Swivel Webcam + IR Sensor + Color Light Sensor with integrated dual array digital microphones (Supports Windows Hello); 80° FOV

Optional integrated 16MP binned Swivel Webcam + IR Sensor + Color Light Sensor + Time of Flight Sensor (TOF) (Supports Windows Hello); 80° FOV

**NOTE:** All HP devices which carry the Bang & Olufsen brand are custom-tuned with Bang & Olufsen's acoustical engineers for precise sound experience in business use.

#### INTEGRATED FINGERPRINT SENSOR

**Sensor type:** Touch

**Fingerprint matching:** Performed on device

**Anti-Spoofing:** Yes

**Windows Hello Support:** Yes

**Encryption:** On sensor

**FIPS Compliant:** No



### Technical Specifications – Power

#### POWER

##### HP Elite Mini 800 G9 Desktop PC (35W)

###### Unit Environment and Operating Conditions

|                                  |  |
|----------------------------------|--|
| Temperature Range                | Operating: 5°C ~35°C<br>Non-Operating: -40°C ~66°C   |
| Relative Humidity                | Operating 5% to 90% relative humidity at max inlet temperature<br>Non-Operating 5% to 90% relative humidity at max inlet temperature |
| Maximum Altitude (unpressurized) | Operating: 5000m<br>Non-operating: 50,000 ft. (15240 m)  |

##### HP Elite Mini 800 G9 Desktop PC (65W)

###### Unit Environment and Operating Conditions

|                                  |  |
|----------------------------------|--|
| Temperature Range                | Operating: 5°C ~35°C<br>Non-Operating: -40°C ~66°C   |
| Relative Humidity                | Operating 5% to 90% relative humidity at max inlet temperature<br>Non-Operating 5% to 90% relative humidity at max inlet temperature |
| Maximum Altitude (unpressurized) | Operating: 5000m<br>Non-operating: 50,000 ft. (15240 m)  |

##### HP Elite SFF 800 G9 Desktop PC

###### Unit Environment and Operating Conditions

|                                  |  |
|----------------------------------|--|
| Temperature Range                | Operating: 5°C ~35°C<br>Non-Operating: -40°C ~66°C   |
| Relative Humidity                | Operating 5% to 90% relative humidity at max inlet temperature<br>Non-Operating 5% to 90% relative humidity at max inlet temperature |
| Maximum Altitude (unpressurized) | Operating: 5000m<br>Non-operating: 50,000 ft. (15240 m)  |

##### HP Elite Tower 800 G9 Desktop PC

###### Unit Environment and Operating Conditions

|                                  |  |
|----------------------------------|--|
| Temperature Range                | Operating: 5°C ~35°C<br>Non-Operating: -40°C ~66°C   |
| Relative Humidity                | Operating 5% to 90% relative humidity at max inlet temperature<br>Non-Operating 5% to 90% relative humidity at max inlet temperature |
| Maximum Altitude (unpressurized) | Operating: 5000m<br>Non-operating: 50,000 ft. (15240 m)  |

##### HP EliteOne 840 23.8 in & 870 27 in G9 All-in-One Desktop PC

###### Unit Environment and Operating Conditions

|                                  |  |
|----------------------------------|--|
| Temperature Range                | Operating: 5°C ~45°C<br>Non-Operating: -40°C ~66°C   |
| Relative Humidity                | Operating 5% to 90% relative humidity at max inlet temperature<br>Non-Operating 5% to 90% relative humidity at max inlet temperature |
| Maximum Altitude (unpressurized) | Operating: 5000m<br>Non-operating: 50,000 ft. (15240 m)  |

**Mini**

**SFF**

**TWR**

**AiO**



### Technical Specifications – Power

|  |  |   |  |  |
|--|--|---|--|--|
| <b>External Power Supplies<sup>1</sup></b>                     | 90W EPS, active PFC, 88% average efficiency at 115V & 89% at 230Vac<br>120W EPS, active PFC, 88% average efficiency at 115V & 89% at 230Vac<br>150W EPS, active PFC, 88% efficiency in 115Vac / 89% efficiency in 230Vac<br>180W EPS, active PFC, 88% average efficiency at 115V & 89% at 230Vac<br>200W EPS, active PFC, 88% average efficiency at 115V & 89% at 230Vac | N/A   | N/A  | N/A  |
| <b>80 PLUS Platinum</b>  | N/A  | 260W active PFC / 80 PLUS Platinum<br>400W active PFC / 80 PLUS Platinum<br>Platinum 90/92/89% efficient at 20/50/100% load (115V)<br>91/93/90% efficient at 20/50/100% load (230V) | 550W active PFC / 80 PLUS Platinum<br>260W active PFC / 80 PLUS Platinum<br>400W active PFC / 80 PLUS Platinum<br>90/92/89% efficient at 20/50/100% load (115V)<br>91/93/90% efficient at 20/50/100% load (230V) | 240W active PFC / 80 PLUS Platinum<br>280W active PFC / 80 PLUS Platinum<br>90/92/89% efficient at 20/50/100% load (115V)<br>91/93/90% efficient at 20/50/100% load (230V) |
| <b>Operating Voltage Range</b>                                 | 90Vac~264Vac   | 90Vac~264Vac  | 90Vac~264Vac   | 90Vac~264Vac   |
| <b>Rated Voltage Range</b>                                     | 100Vac~240Vac  | 100Vac~240Vac   | 100Vac~240Vac  | 100Vac~240Vac  |
| <b>Rated Line Frequency</b>                                    | 50HZ~60HZ  | 50HZ~60HZ   | 50HZ~60HZ  | 50HZ~60HZ  |
| <b>Operating Line Frequency</b>                                | 47HZ~63HZ  | 47HZ~63HZ   | 47HZ~63HZ  | 47HZ~63HZ  |
| <b>Rated Input Current with Energy Efficient* Power Supply</b> | 90W ≤ 1.7A<br>120W ≤ 1.7A<br>150W ≤ 2.5A<br>180W ≤ 2.5A<br>200W ≤ 3.0A   | 260W Platinum ≤ 3.1A<br>400W Platinum ≤ 5.2A  | 260W Platinum ≤ 3.1A<br>400W Platinum ≤ 5.2A<br>550W Platinum ≤ 6.6A   | 240W ≤ 3.0A<br>280W ≤ 3.2A   |
| <b>DC Output</b>   | +19.5V   | +12V  | +12V   | +20V   |

1. External power supplies, power cords, cables and peripherals are not low halogen. Service parts obtained after purchase may not be low halogen.

### Technical Specifications – Power

|  | <b>Mini</b>   | <b>SFF</b>  | <b>TWR</b>  | <b>AiO</b>  |
|--|---|---|---|---|
| <b>Current Leakage (NFPA 99: 2012)</b> | Less than 500 microamps of leakage current at 264 Vac with the ground wire disconnected, as required for Non-patient Electrical Appliances and Equipment used in a patient care facility or that contact patients in normal use. Per section 10.3.5.1.<br>Less than 100 microamps of leakage current at 264 Vac with the ground wire intact with normal polarity, as required for Non-patient Electrical Appliances and Equipment used in a patient care facility or that contact patients in normal use. Per section 10.3.5.1. | Less than 500 microamps of leakage current at 264 Vac with the ground wire disconnected, as required for Non-patient Electrical Appliances and Equipment used in a patient care facility or that contact patients in normal use. Per section 10.3.5.1.<br>Less than 100 microamps of leakage current at 264 Vac with the ground wire intact with normal polarity, as required for Non-patient Electrical Appliances and Equipment used in a patient care facility or that contact patients in normal use. Per section 10.3.5.1. | Less than 500 microamps of leakage current at 264 Vac with the ground wire disconnected, as required for Non-patient Electrical Appliances and Equipment used in a patient care facility or that contact patients in normal use. Per section 10.3.5.1.<br>Less than 100 microamps of leakage current at 264 Vac with the ground wire intact with normal polarity, as required for Non-patient Electrical Appliances and Equipment used in a patient care facility or that contact patients in normal use. Per section 10.3.5.1. | Less than 500 microamps of leakage current at 264 Vac with the ground wire disconnected, as required for Non-patient Electrical Appliances and Equipment used in a patient care facility or that contact patients in normal use. Per section 10.3.5.1.<br>Less than 100 microamps of leakage current at 264 Vac with the ground wire intact with normal polarity, as required for Non-patient Electrical Appliances and Equipment used in a patient care facility or that contact patients in normal use. Per section 10.3.5.1. |
| <b>Power Supply Fan</b>                | N/A   | 70 mm variable speed  | 70 mm variable speed  | N/A   |
| <b>Power cord length</b>               | 6.0 ft. (1.83 m) <sup>1,2</sup>   | 6.0 ft. (1.83 m) <sup>2</sup>   | 6.0 ft. (1.83 m) <sup>2</sup>   | 6.0 ft. (1.83 m) <sup>1,2</sup>   |
| <b>External Power Adapter</b>          | External power  | Internal power  | Internal power supply   | Internal power supply   |
| <b>Dimensions</b>                      | 90W: 126 x 50 x 30mm<br>120W: 138 x 68.5 x 25.4 mm<br>150W: 148 x 75.5 x 25.4 mm<br>180W: 165.5 x 79 x 25.4 mm<br>200W: 165.5 x 79 x 25.4 mm  | 165 x 95 x 73 mm  | 165 x 95 x 73 mm  | 90 x 130 x 26 mm  |
| <b>Total Cord Length</b>               | 6.0 ft. (1.83 m)  | 6.0 ft. (1.83 m)  | 6.0 ft. (1.83 m)  | 6.0 ft. (1.83 m)  |

1. Power cord length will be varied from different type of cords start from 1.8m.

2. The length of India power cord is 2.0m

### Technical Specifications – Power

|                                      |  |   |
|--------------------------------------|--|---|
| <b>AC Adaptor</b>                    |  | <b>Eris+ 200W</b>   |
| <b>Dimensions</b>                    |  | 6.5 x 3.11 x 1.0 in (16.5 x 7.9 x 2.54 cm)  |
| <b>Weight</b>                        |  | 530 g (+/- 10 g)  |
| <b>Input</b>                         | <b>Input Efficiency</b>                    | Average Efficiency of 25%, 50%, 75%, 100% load condition with 115 Vac / 230 Vac Spec:<br>88% at 115 Vac and 89 % at 230 Vac   |
|                                      | <b>Input Frequency Range</b>               | 47-63 Hz  |
|                                      | <b>Input AC current</b>                    | Max. 3.0 A at 90 Vac  |
| <b>Output</b>                        | <b>Output Power</b>                        | 200W  |
|                                      | <b>DC Output</b>                           | 19.5V   |
|                                      | <b>Hold-up Time</b>                        | 5 ms at 115 Vac input   |
|                                      | <b>Output Over Current Protection</b>      | < 21.0A   |
| <b>Leakage Current</b>               |  | Shall not exceed 50uA when tested at 250 Vac/50 Hz in a normal operating condition  |
| <b>AC connector (Ac inlet)</b>       |  | C14   |
| <b>DC Plug</b>                       |  | 7.4 mm Barrel Type  |
| <b>Environmental Design</b>          | <b>Operating Temperature</b>               | 32°F to 95°F (0° to 35°C)   |
|                                      | <b>Non-operating (storage) Temperature</b> | -4°F to 185°F (-20° to 85°C)  |
|                                      | <b>Altitude</b>                            | 0 to 16,400 ft (0 to 5000 m)  |
|                                      | <b>Humidity</b>                            | 20% to 95%  |
|                                      | <b>Storage Humidity</b>                    | 10% to 95%  |
| <b>EMI and Safety Certifications</b> |  | *CE Mark - full compliance with LVD and EMC directives<br>* Worldwide safety standards - IEC60950-1 and/or IEC62368-1 2&3 ed, EN60950-1 and/or EN62368-1, UL62368-1 , Class I, SELV;<br>Agency approvals - cULus, CCC, BIS, PSE(J62368), EN55032 Class B, FCC Class B, CISPR32 Class B, CCC, NOM-001 NYCE, EAEU, Australia<br>MTBF - over 100,000 hours at 35°C ambient condition |

### Technical Specifications – Power

The power supply shall comply with harmonic input current requirements as detailed in EN61000-3-2 and JEIDA MITI standards. The harmonic input current requirements must be met under the following operating conditions:

Load Requirements: 50% and 100%

Input Voltage: 230Vac/50Hz.

For active power factor correction the power factor at 50% & 100% loads shall be greater than 0.9 over the entire nominal input voltage range (100-127VAC and 200-240VAC).

| Condition          | Standard Efficiency | 82/85/82% | 85/88/85% | 87/90/87% | 90/92/89% | Input Voltage |
|--------------------|---------------------|-----------|-----------|-----------|-----------|---------------|
| 10% of Rated Load  | -                   | 75%       | 81%       | 84%       | 86%       | 115Vac/60HZ   |
| 20% of Rated Load  | -                   | 82%       | 85%       | 87%       | 90%       | 115Vac/60HZ   |
| 50% of Rated Load  | -                   | 85%       | 88%       | 90%       | 92%       | 115Vac/60HZ   |
|                    | PF>0.9              | PF>0.9    | PF>0.9    | PF>0.9    | PF>0.95   |               |
| 100% of Rated Load | 70%                 | 82%       | 85%       | 87%       | 89%       | 115Vac/60HZ   |
|                    | PF>0.9              | PF>0.9    | PF>0.9    | PF>0.9    | PF>0.9    | 230Vac/50HZ   |

### Technical Specifications – Weights and Dimensions

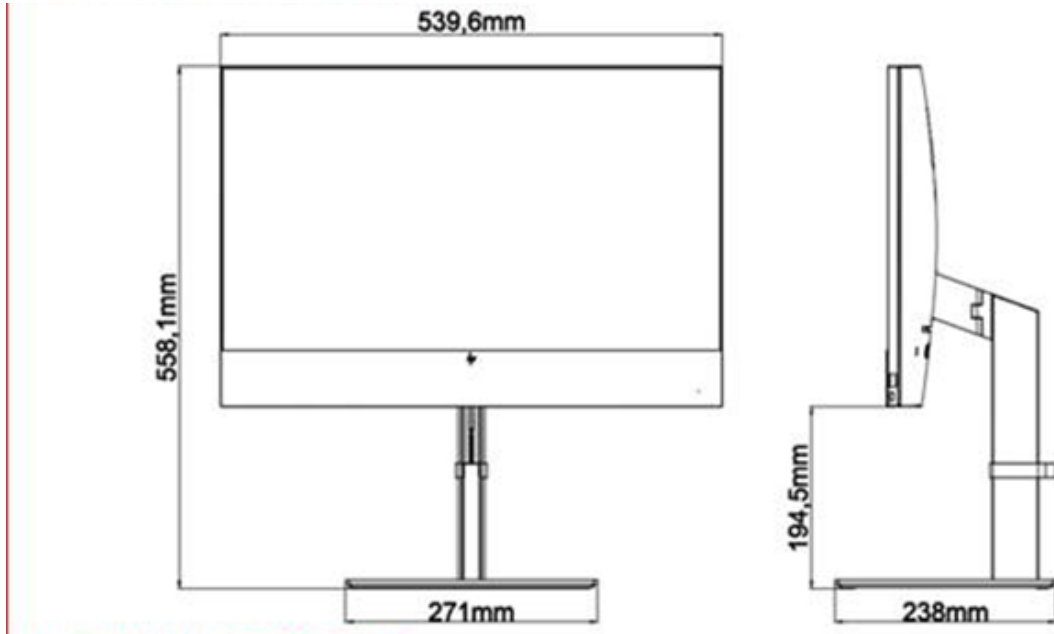
#### WEIGHTS & DIMENSIONS

|   | <u>Mini</u>   | <u>SFF</u>   | <u>TWR</u>  | <u>AiO</u>   |
|---|---|--|---|--|
| <b>Chassis (WxDxH)</b>                            | 6.97 x 6.89 x 1.35 in<br>177 x 175 x 34 mm  | 12.12 x 13.3 x 3.94 in<br>308x 338 x 100 mm  | 6.1 x 12.13 x 13.27 in<br>155 x 308 x 337 mm  | See table below.   |
| <b>System Volume</b>                              | 63.4 cu in<br>1.05 L  | 635.11 cu in<br>10.4 L   | 981.9 cu in<br>16.1 L   | See table below.   |
| <b>System Weight</b>                              | 3.13 lb<br>1.42 kg  | 11.11 lb<br>5.04 kg  | 13.56 lb<br>6.15 kg   | See table below.   |
| <b>Max Supported Weight (desktop orientation)</b> | 0 lb/kg   | 13.54 lb<br>6.1 kg   | 17.39 lb<br>7.89 kg   | See table below.   |
| <b>Stand Dimensions</b>                           | 160 x 117 x 18.5 mm   | 151.8 x 200 x 37.2mm   | N/A   | See table below.   |
| <b>Packaging (WxDxH)</b>                          | 19.6 x 5.2 x 9.3 in<br>498 x 132 x 235 mm   | 15.71 x 19.65 x 9.06 in<br>399 x 499 x 230 mm<br><b>MPP:</b> 15.71 x 19.65 x 9.06 in<br>(399 x 499 x 230 mm) | 15.75 x 19.65 x 11.30 in<br>(400 x 499 x 287 mm)<br><b>MPP:</b> 15.75 x 19.65 x 11.30 in<br>(400 x 499 x 287 mm)        | See table below.   |
| <b>Shipping Weight</b>                            | 2.95 kg<br>6.49 lb  | 17.0 lb (7.72 kg)<br><b>MPP:</b> 17.44 lb (7.92 kg)  | 19.54 lb (8.87 kg)<br><b>MPP:</b> 20.35 lb (9.24kg)   | See table below.   |
| <b>Multipack Packaging (10 units)</b>             | 20.28 x 16.54 x 25 in<br>515 x 420 x 636 mm   | 8 units per pack<br>32 units per pallet<br>1200 x 1000 x 1317 mm<br>(include the pallet)                     | 5-units per pack<br>20 per pallet<br>1200 x 1000 x 1310 mm<br>(including pallet)  |  |
| <b>Palletization Profile</b>                      | 10-units per layer<br>10 layers max<br>100 units per pallet<br>46.3 x 39.2 x 57.7 in, 1175 x 996 x 2125 mm (including pallet) | 6 units per layer<br>10 layers max<br>60 units per pallet<br>1200 x 1000 x 2438 mm (include the pallet)      | 6-units per layer<br>8 layer max<br>48 per pallet<br>47.24 x 39.37 x 95.12 in, 1200 x 1000 x 2416 mm (including pallet) | 10-units per layer<br>4-layers max<br>40-units per pallet (sea)<br>1200 x 1000 x 2470 mm |

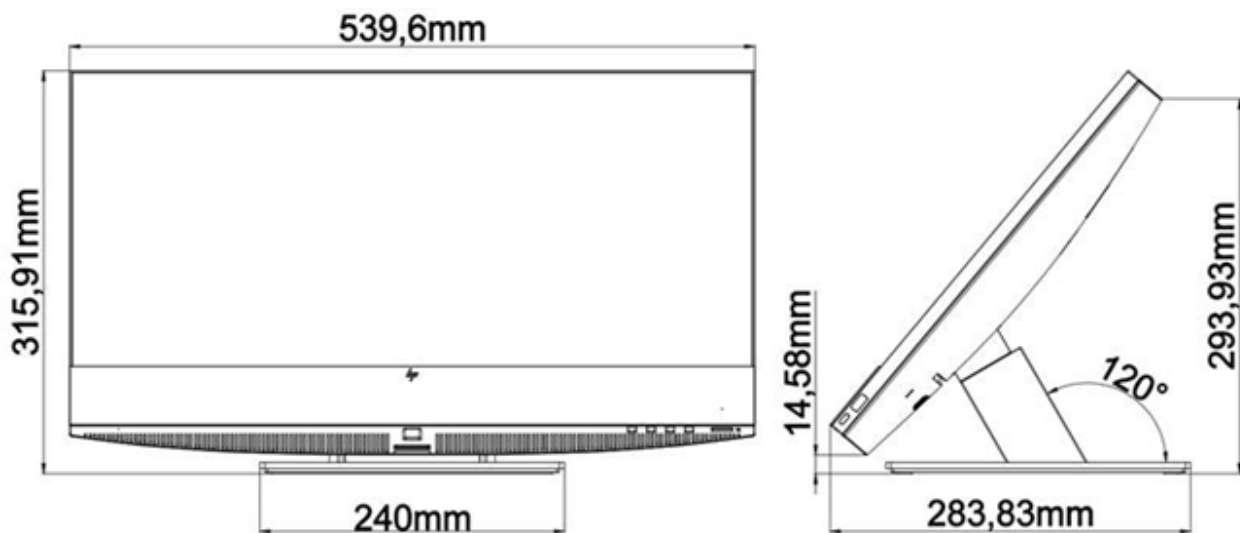
### Technical Specifications – Weights and Dimensions

#### STANDS AND DIMENSIONS

##### HP EliteOne G9 AIO Adjustable Height Stand – 23.8"

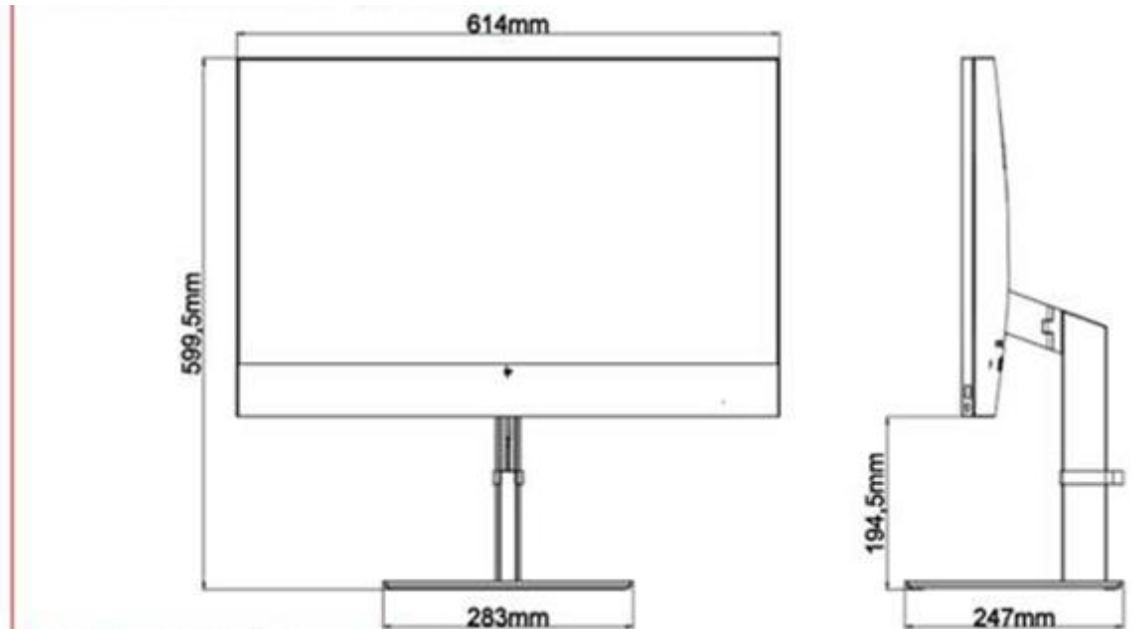


##### HP EliteOne G9 AIO Recline Stand – 23.8"

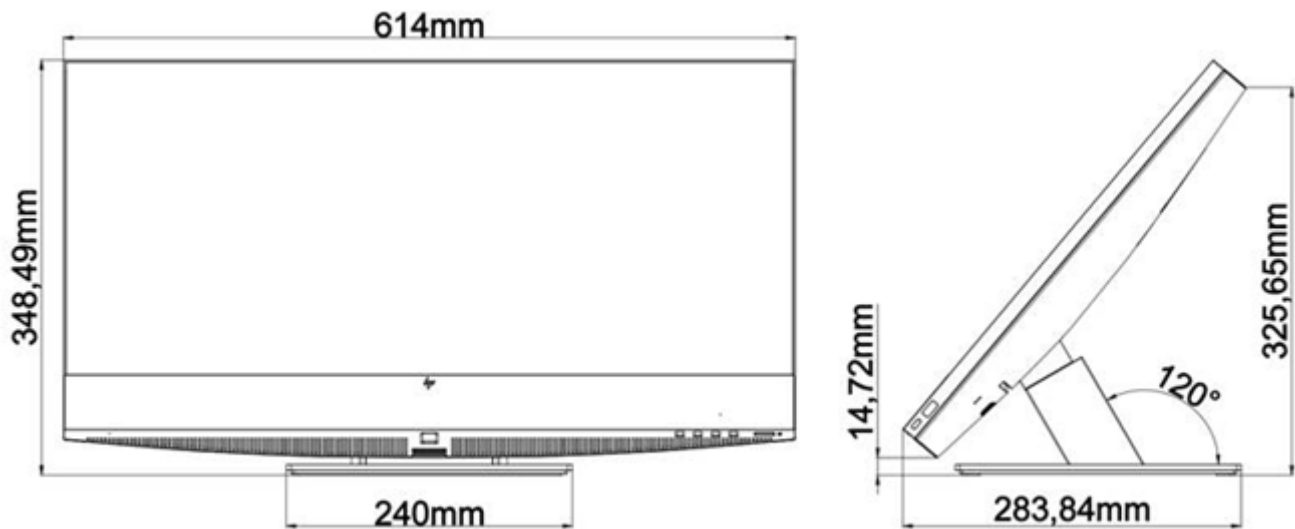


### Technical Specifications – Weights and Dimensions

#### HP EliteOne G9 AIO Adjustable Height Stand – 27”



#### HP EliteOne G9 AIO Recline Stand – 27”



|                                 |  |   |
|---------------------------------|--|---|
| <b>Adjustable Height Stand:</b> | Height - Vertical/Landscape Adjustment | 130mm (±2 mm)                               |
|                                 | Portrait Adjustment                    | No portrait                                 |
|                                 | Tilt Angle                             | -5° to +18° (±2°) in landscape and portrait |
|                                 | Rotation (Swivel)                      | 90° (left 45°[+0/-2°], right 45°[+0/-2°])   |
|                                 | Pivot                                  | No pivot                                    |

|                       |                              |                            |
|-----------------------|------------------------------|----------------------------|
| <b>Recline Stand:</b> | Height - Vertical Adjustment | No height                  |
|                       | Tilt Angle                   | +35°(+/-3°) to +60°(+/-3°) |
|                       | Rotation (swivel)            | No swivel                  |



### Technical Specifications – Weights and Dimensions

#### ALL-IN-ONE WEIGHTS AND DIMENSIONS

##### Weight without Touch Panel – 23.8”

|  |                                       |  |  |
|--|---------------------------------------|--|--|
| <b>Product Weight (DIS) Unboxed</b>          | Without Stand<br>15.39 lb<br>6.98 kg  | Adjustable Height Stand (WLC)<br>20.55 lb<br>9.32 kg<br>Adjustable Height Stand<br>20.42 lb<br>9.26 kg | Recline Stand<br>18.96 lb<br>8.6 kg    |
| <b>Shipping Weight Boxed EPE</b>             | Without Stand<br>22.22 lb<br>10.08 kg | Adjustable Height Stand<br>27.56 lb<br>12.5 kg   | Recline Stand<br>25.93 lb<br>11.76 kg  |
| <b>Shipping Weight Boxed MPP</b>             | Without Stand<br>22.3 lb<br>10.12 kg  | Adjustable Height Stand<br>27.64 lb<br>12.54 kg  | Recline Stand<br>26.01 lb<br>11.8 kg   |
| <b>Shipping Weight Pallet (30 units) EPE</b> | Without Stand<br>666.6 lb<br>302.4 kg | Adjustable Height Stand<br>826.8 lb<br>375 kg  | Recline Stand<br>777.79 lb<br>352.8 kg |
| <b>Shipping Weight Pallet (30 units) MPP</b> | Without Stand<br>669 lb<br>303.6 kg   | Adjustable Height Stand<br>829.2 lb<br>376.2 kg  | Recline Stand<br>780.3 lb<br>354 kg    |

##### Weight with Touch Panel – 23.8”

|  |                                      |   |                                       |
|--|--------------------------------------|---|---------------------------------------|
| <b>Product Weight Unboxed</b>                | Without Stand<br>14.59 lb<br>6.62 kg | Adjustable Height Stand (WLC)<br>19.75 lb<br>8.96 kg<br>Adjustable Height Stand<br>19.62 lb<br>8.9 kg | Recline Stand<br>18.16 lb<br>8.24 kg  |
| <b>Shipping Weight Boxed EPE</b>             | Without Stand<br>24.6 lb<br>11.16 kg | Adjustable Height Stand<br>29.94 lb<br>13.58 kg   | Recline Stand<br>28.31 lb<br>12.88 kg |
| <b>Shipping Weight Boxed MPP</b>             | Without Stand<br>24.68 lb<br>11.2 kg | Adjustable Height Stand<br>30.02 lb<br>13.62 kg   | Recline Stand<br>28.39 lb<br>12.88 kg |
| <b>Shipping Weight Pallet (30 units) EPE</b> | Without Stand<br>738 lb<br>334.8 kg  | Adjustable Height Stand<br>898.2 lb<br>407.4 kg   | Recline Stand<br>849.3 lb<br>385.2 kg |
| <b>Shipping Weight Boxed MPP</b>             | Without Stand<br>740.4 lb<br>336 kg  | Adjustable Height Stand<br>900.6 lb<br>408.6 kg   | Recline Stand<br>851.7 lb<br>386.4 kg |

### Technical Specifications – Weights and Dimensions

#### Dimensions (WxDxH) – 23.8”

|   |   |   |   |
|---|---|---|---|
| <b>Product Dimensions (Non-touch)</b>     | Without Stand<br>539.6 x52.3 x386.63 mm | Adjustable Height Stand (-5 ~ 20) degrees<br>539.6x238x558.1 mm | Recline Stand (30 ~ 60) degrees<br>539.6x283.82x315.91 mm |
| <b>Product Dimensions (In-cell Touch)</b> | Without Stand<br>539.6x52.3x386.63 mm   | Adjustable Height Stand (-5 ~ 20) degrees<br>539.6x238x558.1 mm | Recline Stand (30 ~ 60) degrees<br>539.6x283.83x315.91 mm |

#### Shipping Dimensions – 23.8”

|   |                                       |   |                                       |
|---|---------------------------------------|---|---------------------------------------|
| <b>Shipping Dimensions Boxed</b>                    | Without Stand<br>628 x 186 x 675 mm   | Adjustable Height Stand<br>628 x 186 x 675 mm | Recline Stand<br>628 x 186 x 675 mm   |
| <b>Shipping Dimensions Pallet Pallet (30 units)</b> | Without Stand<br>1180 x 874 x 2180 mm | Adjustable Height<br>1180 x 874 x 2180 mm     | Recline Stand<br>1180 x 874 x 2180 mm |

#### Weight without Touch Panel – 27”

|   |   |  |   |
|---|---|--|---|
| <b>Product Weight Unboxed</b>                           | Without Stand<br>18.58 lb<br>8.43 kg    | Adjustable Height Stand<br>23.98 lb<br>10.88 kg    | Recline Stand<br>22.15 lb<br>10.05 kg   |
| <b>Shipping Weight Boxed Hybrid: 4351 g</b>             | Without Stand<br>27.38 lb<br>12.42 kg   | Adjustable Height Stand<br>33.22 lb<br>15.07 kg    | Recline Stand<br>31.09 lb<br>14.10 kg   |
| <b>Shipping Weight Pallet (18 units) EPE: 2210 g</b>    | Without Stand<br>426.59 lb<br>193.5 kg  | Adjustable Height Stand<br>531.75 lb<br>241.2 kg   | Recline Stand<br>493.26 lb<br>223.74 kg |
| <b>Shipping Weight Pallet (18 units) Hybrid: 4351 g</b> | Without Stand<br>492.86 lb<br>223.56 kg | Adjustable Height Stand<br>598.025 lb<br>271.26 kg | Recline Stand<br>559.53 lb<br>253.8 kg  |

#### Weight with Touch Panel – 27”

|  |  |  |   |
|--|--|--|---|
| <b>Product Weight Unboxed</b>            | Without Stand (QHD DIS)<br>20.17 lb<br>9.15 kg | Adjustable Height Stand<br>25.57 lb<br>11.6 kg   | Recline Stand<br>23.74 lb<br>10.77 Kg   |
| <b>Shipping Weight Boxed</b>             | Without Stand<br>23.70 lb<br>10.75 kg          | Adjustable Height Stand<br>29.54 lb<br>13.4 kg   | Recline Snd<br>27.40 lb<br>12.43 kg     |
| <b>Shipping Weight Pallet (18 units)</b> | Without Stand<br>465.3 lb<br>211.5 kg          | Adjustable Height Stand<br>570.24 lb<br>259.2 kg | Recline Stand<br>531.83 lb<br>241.74 kg |

# QuickSpecs

### Technical Specifications – Weights and Dimensions

#### Dimensions (WxDxH) – 27”

|   |  |   |   |
|---|--|---|---|
| <b>Product Dimensions (Non-touch)</b>     | Without Stand<br>614 x 52.3 x 428.2 mm | Adjustable Height Stand (-5 ~ 20) degrees<br>614 x 247 x 599.5 mm | Recline Stand Stand (35 ~ 60) degrees<br>614 x 283.83 x 348.49 mm |
| <b>Product Dimensions (In-cell Touch)</b> | Without Stand<br>614 x 52.3 x 428.2 mm | Adjustable Height Stand (-5 ~ 20) degrees<br>614 x 247 x 599.5 mm | Recline Stand Stand (35 ~ 60) degrees<br>614 x 283.83 x 348.49 mm |

#### Shipping Dimensions – 27”

|   |                                       |   |                                       |
|---|---------------------------------------|---|---------------------------------------|
| <b>Shipping Dimensions Boxed</b>                    | Without Stand<br>742 x 237 x 640 mm   | Adjustable Height Stand<br>742 x 237 x 640 mm | Recline Stand<br>742 x 237 x 640 mm   |
| <b>Shipping Dimensions Pallet Pallet (18 units)</b> | Without Stand<br>1180 x 958 x 2076 mm | Adjustable Height<br>1180 x 958 x 2076 mm     | Recline Stand<br>1180 x 958 x 2076 mm |

## MISCELLANEOUS FEATURES

### Management Features

- Advanced Configuration and Power Management interface (ACPI). Allows the system to wake from a low power mode. Controls system power consumption, making it possible to place individual cards and peripherals in a low-power or powered-off state without affecting other elements of the system.
- Intel® Wired for Management support; industry wide initiative to make Intel® architecture based PCs, servers and mobile computers more inherently manageable out-of-the-box and over the network.
- Dual State Power Button: acts as both an on/off button and a suspend-to-sleep button.

### Serviceability Features

- Dual colored power LED on front of computer to indicate either normal or fault condition
- Diagnostic LED Explanation Table:
  - Power LED will blink red 2 to 5 times, then blink white 2 or more times, then repeat (with beep tones for each blink initially):
    - 2 red + 2 white User must provide file for BIOS recovery (USB storage typically)
    - 2 red + 3 white User must enter a key sequence to proceed with recovery by policy
    - 2 red + 4 white BIOS recovery is in progress
    - 3 red + 2 white Memory could not be initialized
    - 3 red + 3 white Graphics adaptor could not be found
    - 3 red + 4 white Power supply failure / not connected
    - 3 red + 5 white Processor not installed
    - 3 red + 6 white Current processor does not support an enabled feature
    - 4 red + 2 white Processor has exceeded its temperature threshold / system thermal shutdown
    - 4 red + 3 white System internal temperature has exceeded its threshold
    - 5 red + 2 white System controller firmware is not valid
    - 5 red + 3 white System controller detected BIOS is not executing
    - 5 red + 4 white BIOS could not complete initialization / PCA failure
    - 5 red + 5 white System controller rebooted the system after a health or recovery timer triggered
- HP PC Hardware Diagnostics UEFI:
  - This utility enables hardware level testing outside the operating system on many components. The diagnostics can be invoked by pressing F2 at POST, and is available as a download from HP Support
- System/Emergency ROM
- Flash ROM
- CMOS Battery
- Holder for easy replacement
- 1 Aux Power LED on System PCA
- Processor ZIF Socket for easy Upgrade
- Over-Temp Warning on Screen (Requires IM Agents)
- DIMM Connectors for easy Upgrade
- Clear CMOS Button
- NIC LEDs (integrated) (Green & Amber)
- Dual Color Power and HD LED – To indicate Normal Operations and Fault Conditions
- Color coordinated cables and connectors
- Tool-less Hood Removal
- Front power switch
- System memory can be upgraded without removing the system board or any internal components
- Tool-less Hard Drive, CD & Diskette Removal (For MT, SFF, and DM only)
- Green Pull Tabs, and Quick Release Latches for easy identification

## Technical Specifications – Miscellaneous Features

| <b>Additional Features</b>   | <b>Description</b>  |
|--|---|
| <b>Tower Orientation</b>   | Product can be oriented as either a desktop (horizontal) or a tower (vertical) for Tower, SFF, and Mini only. SFF/Mini requires optional stand.   |
| <b>Drive Lock</b>  | Implementation of the industry standard ATA Security feature set. When enabled, it prevents software access to user data on the drive until one or two user-defined passwords are provided.   |
| <b>Boot Sectors Protection</b>   | MBR and GPT sectors of the hard drive are critical to booting the operating system. By saving the MBR or GPT data (depending on the how the OS was installed), the BIOS will be able to monitor for changes and allow the user to override them with the backup copy at boot-up.  |
| <b>Drive Protection System</b>   | DPS Access through F10 Setup during Boot (for SATA hard drive only)<br>A diagnostic hard drive self- test. It scans critical physical components and every sector of the hard drive for physical faults and then reports any faults to the user<br>Running independently of the operating system, it can be accessed through a Windows-based diagnostics utility or through the computer's setup procedure. It produces an evaluation on whether the hard drive is the source of the problem and needs to be replaced<br>The system expands on the Self-Monitoring, Analysis, and Reporting Technology (SMART), a continuously running systems diagnostic that alerts the user to certain types of failures |
| <b>SMART Technology (Self-Monitoring, Analysis and Reporting Technology)</b> | Allows hard drives to monitor their own health and to raise flags if imminent failures were predicted   |
| <b>SMART I - Drive Failure Prediction</b>                                    | Predicts failures before they occur. Tracks fault prediction and failure indication parameters such as re-allocated sector count, spin retry count, calibration retry count   |
| <b>SMART II - Off-Line Data Collection</b>                                   | By avoiding actual hard drive failures, SMART hard drives act as "insurance" against unplanned user downtime and potential data loss from hard drive failure  |
| <b>SMART III – Off-Line Read Scanning with Defect Reallocation</b>           | IOEDC: I/O Error Detection Circuitry  |
| <b>SMART IV – End-to-End CRC for hard drives</b>                             | Detects errors in Read/Write buffers on HDD cache RAM   |

### AFTER MARKET OPTIONS

| Graphics Solutions  | Mini | SFF | TWR | AiO | Part Number |
|---|------|-----|-----|-----|-------------|
| NVIDIA T400 4GB GDDR6 3mDP                                  |      | X   | X   |     | 5Z7E0AA     |
| AMD Radeon RX 6300 2GB GDDR6 DP+HDMI FH                     |      |     | X   |     | 7Y6P7AA     |
| AMD Radeon RX 6300 2GB GDDR6 DP+HDMI LP                     |      | X   |     |     | 803S9AA     |
| Intel Arc A380 6GB GDDR6 FH PCIe x16 3DP+HDMI               |      |     | X   |     | 9Q6G0AA     |
| HP DisplayPort to HDMI True 4k Adapter                      | X    | X   | X   | X   | 2JA63AA     |
| HP DVI Cable Kit  |      | X   | X   |     | DC198A      |
| HP HDMI Standard Cable Kit                                  | X    | X   | X   | X   | T6F94AA     |
| HP DisplayPort to VGA Adapter                               | X    | X   | X   | X   | AS615AA     |
| HP DisplayPort to DVI-D Adapter                             | X    | X   | X   | X   | FH973AA     |
| HP USB-C To DisplayPort Adapter                             | X    | X   | X   | X   | N9K78AA     |
| HP Single Mini Display Port Adapter to Display Port Adapter |      | X   | X   |     | 2MY05AA     |

| Desktop Mini Accessories                                 | Mini   | SFF | TWR | AiO | Part Number |
|--|--|-----|-----|-----|-------------|
| HP Desktop Mini 2.5" SATA Drive Bay kit v2               | X<br>(Discrete GPU skus not supported)                       |     |     |     | 13L70AA     |
| HP Desktop Mini 90W Power Supply Kit                     | X  |     |     |     | L4R65AA     |
| HP Desktop Mini DVD-Writer ODD Expansion Module          | X  |     |     |     | K9Q83AA     |
| HP Desktop Mini v4+ VESA Sleeve                          | X<br>(95W and discrete GPU skus not supported)               |     |     |     | 99T54AA     |
| HP Desktop Mini v4+ VESA Sleeve with Power Supply Holder | X<br>(Discrete GPU skus not supported)                       |     |     |     | 99T55AA     |
| HP B250 PC Mounting Bracket                              | X  |     |     |     | 8RA46AA     |
| HP B200 PC Mounting Bracket                              | x  |     |     |     | 762T5AA     |
| HP B300 PC Mounting Bracket                              | X  |     |     |     | 2DW53AA     |
| HP B300 PC Mounting Bracket with Power Supply Holder     | X<br>(Discrete GPU skus and 150W/180W adapter not supported) |     |     |     | 7DB37AA     |
|  |  |     |     |     |             |
| HP 150W Elite Mini EPS Holder*                           | X  |     |     |     | 657R3AA     |
| HP Quick Release Bracket 2                               | X  |     |     | X   | 6KD15AA     |
|  |  |     |     |     |             |
| HP B550 PC Mounting Bracket                              | X  |     |     |     | 16U00AA     |
| HP B560 PC Mounting Bracket                              | X  |     |     |     | 763U8AA     |

### Technical Specifications – After Market Options

|                                       |   |  |  |  |         |
|---------------------------------------|---|--|--|--|---------|
| HP Desktop Mini 65w Power Supply Kit* | X |  |  |  | L2X04AA |
| HP Quick Release Monitor Arm          | X |  |  |  | 762U0AA |

**NOTE\*:** Compatible with HP B300 PC Mounting Bracket (2DW53AA) and HP Desktop Mini Security Dual/VESA Sleeve v3 (13L67AA).

| <b>AIO Accessories</b>    | <u>Mini</u> | <u>SFF</u> | <u>TWR</u> | <u>AiO</u> | <u>Part Number</u> |
|---------------------------|-------------|------------|------------|------------|--------------------|
| HP EliteOne G9 VESA Plate |             |            |            | X          | 6H1W8AA            |

| <b>Data Storage Drives</b>           | <u>Mini</u> | <u>SFF</u> | <u>TWR</u> | <u>AiO</u> | <u>Part Number</u> |
|--------------------------------------|-------------|------------|------------|------------|--------------------|
| HP PCIe Gen 4 NVME TLC M.2 512GB SSD | X           | X          | X          | X          | 406L8AA            |
| HP PCIe Gen 4 NVME TLC M.2 1TB SSD   | X           | X          | X          | X          | 406L7AA            |
| HP 1TB 7200rpm SATA 3.5" Hard Drive  |             | X          | X          |            | QK555AA            |

| <b>Input Devices</b>   | <u>Mini</u> | <u>SFF</u> | <u>TWR</u> | <u>AiO</u> | <u>Part Number</u> |
|--|-------------|------------|------------|------------|--------------------|
| HP 125 Wired Keyboard  | X           | X          | X          | X          | 266C9AA            |
| HP 225 Antimicrobial Wired Mouse and Keyboard Combo (China only) | X           | X          | X          | X          | 286K3AA            |
| HP 225 Wired Mouse and Keyboard Combo                            | X           | X          | X          | X          | 286J4AA            |
| HP 125 Wired Mouse   | X           | X          | X          | X          | 265A9AA            |
| HP 128 Laser Wired Mouse   | X           | X          | X          | X          | 265D9AA            |
| HP Wired Desktop 320K Keyboard                                   | X           | X          | X          | X          | 9SR37AA            |
| HP Wired Desktop 320M Mouse                                      | X           | X          | X          | X          | 9VA80AA            |
| HP Wired Desktop 320MK Mouse and Keyboard                        | X           | X          | X          | X          | 9SR36AA            |
| HP USB Business Slim CCID SmartCard Keyboard                     | X           | X          | X          | X          | Z9H48AA            |
| HP 655 Wireless Keyboard and Mouse Combo                         | X           | X          | X          | X          | 4R009AA            |
| HP 455 Programmable Wireless Keyboard                            | X           | X          | X          | X          | 4R177AA            |

| <b>System Memory</b>     | <u>Mini</u> | <u>SFF</u> | <u>TWR</u> | <u>AiO</u> | <u>Part Number</u> |
|--------------------------|-------------|------------|------------|------------|--------------------|
| HP 8GB DDR5-4800 UDIMM   |             | X          | X          |            | 4M9X9AA            |
| HP 16GB DDR5-4800 UDIMM  |             | X          | X          |            | 4M9Y0AA            |
| HP 32GB DDR5-4800 UDIMM  |             | X          | X          |            | 4M9Y2AA            |
| HP 8GB DDR5-4800 SODIMM  | X           |            |            | X          | 4M9Y4AA            |
| HP 16GB DDR5-4800 SODIMM | X           |            |            | X          | 4M9Y5AA            |
| HP 32GB DDR5-4800 SODIMM | X           |            |            | X          | 4M9Y7AA            |
| HP 8GB DDR5-5600 SODIMM  | X           |            |            | X          | 79U70AA            |
| HP 16GB DDR5-5600 SODIMM | X           |            |            | X          | 79U71AA            |
| HP 32GB DDR5-5600 SODIMM | X           |            |            | X          | 79U72AA            |

### Technical Specifications – After Market Options

| <b>Multimedia Devices</b>        | <b>Mini</b> | <b>SFF</b> | <b>TWR</b> | <b>AiO</b> | <b>Part Number</b> |
|----------------------------------|-------------|------------|------------|------------|--------------------|
| HP S101 Speaker Bar              | X           | X          | X          |            | 5UU40AA            |
| HP Stereo 3.5mm Headset G2       | X           | X          | X          |            | 428K7AA            |
| HP Z G3 Conferencing Speaker Bar | X           | X          | X          |            | 32C42AA            |
| HP Stereo USB Headset G2         | X           | X          | X          |            | 428K6AA            |

| <b>Security Devices</b>             | <b>Mini</b> | <b>SFF</b> | <b>TWR</b> | <b>AiO</b> | <b>Part Number</b> |
|-------------------------------------|-------------|------------|------------|------------|--------------------|
| HP Business PC Security Lock v3 Kit |             | X          | X          | X          | 3XJ17AA            |
| HP Keyed Cable Lock 10mm            | X           | X          | X          | X          | T1A62AA            |
| HP Master Keyed Cable Lock 10mm     | X           |            |            |            | T1A63AA            |

| <b>I/O Devices</b>  | <b>Mini</b>                               | <b>SFF</b> | <b>TWR</b> | <b>AiO</b> | <b>Part Number</b> |
|---|---|------------|------------|------------|--------------------|
| HP DisplayPort Port FlexIO v2                               | X   | X          | X          |            | 13L54AA            |
| 800 G9 SATA Power Cable Non RF                              |   | X          | X          |            | 8H5A4AA            |
| HP Type-C® USB 3.1 Gen2 Port FlexIO v2                      |   | X          | X          |            | 13L59AA            |
| HP Type-C® USB 3.1 Gen2 Port w/ 100WPD v2                   | X   |            |            |            | 13L60AA            |
| HP USB 3.1 Gen1 x2 Module FlexIO v2                         | X<br>(Not Available on discrete GPU SKUs) | X          | X          |            | 13L58AA            |
| HP VGA Port FlexIO v2                                       | X   | X          | X          |            | 13L53AA            |
| HP Internal Serial Port (in rear wall)                      |   | X          | X          |            | 3TK82AA            |
| HP PCIe x1 Parallel Port Card                               |   | X          | X          |            | N1M40AA            |
| HP Serial/PS/2 Adapter Kit (in PCIe slot)                   |   | X          | X          |            | 1VD82AA            |
| HP USB to Serial Port Adapter                               | X   | X          | X          | X          | J7B60AA            |
| HP USB-C to Display Port Adapter                            | X   |            |            | X          | N9K78AA            |
| HP Single Mini Display Port Adapter to Display Port Adapter | X<br>(Only Available with GPU SKUs)       |            |            |            | 2MY05AA            |
| HP Serial Port v3 FlexIO                                    | X   | X          | X          |            | 5B895AA            |
| HP TBT v3 FlexIO  | X   |            |            |            | 440A5AA            |
| HP HDMI Port FlexIO v2                                      | X   | X          | X          |            | 13L55AA            |

**NOTE:** For more detail on HPI/O Devices please refer to the [HP FLEXIO Option Cards QuickSpecs](http://h20195.www2.hp.com/v2/GetDocument.aspx?docname=c06042607). URLs: <http://h20195.www2.hp.com/v2/GetDocument.aspx?docname=c06042607>

| <b>Communication Devices</b>      | <b>Mini</b> | <b>SFF</b> | <b>TWR</b> | <b>AiO</b> | <b>Part Number</b> |
|-----------------------------------|-------------|------------|------------|------------|--------------------|
| Intel® EthernetI225-T1 2.5GbE NIC |             | X          | X          |            | 406L9AA            |
| Intel® EthernetI226-T1 2.5GbE NIC |             | X          | X          |            | 9P1U8AA            |



## Change Log

© Copyright 2025 HP Development Company, L.P.

The Information contained herein is subject to change without notice. The only warranties for HP products are set forth in the express limited warranty statements accompanying such products. Nothing herein should be construed as constituting an additional warranty. HP shall not be liable for technical or editorial errors or omissions contained herein. Microsoft and Windows are registered trademarks or trademarks of Microsoft Corporation in the U.S. and/or other countries. Intel, Celeron, Core, Pentium are registered trademarks or trademarks of Intel Corporation in the U.S. and/or other countries. Bluetooth® is a trademark of its proprietor, used by HP, inc. under license. USB Type-C® and USB-C® are trademarks of USB implementers Forum. NVIDIA, GeForce and NVS are trademarks and/or registered trademarks of NVIDIA Corporation in the U.S. and other countries. AMD and Radeon are trademarks of Advanced Micro Devices, inc. ENERGY STAR is a registered trademark owned by the U.S. Environmental Protection Agency. DisplayPort™ and the DisplayPort™ logo are trademarks owned by the Video Electronics Standards Association (VESA®) in the United States and other countries.

| Date               | Version History | Action      | Description of Change  |
|--------------------|-----------------|-------------|--|
| March 28, 2024     | From v1 to v2   | Update      | EliteOne 840 23.8 environmental table updated  |
| April 23, 2024     | From v2 to v3   | Update      | Note for Wi-Fi 7 (802.11BE) functionality updated  |
| April 26, 2024     | From v3 to v4   | Update      | Nvidia T400 cards multi display support updated to 3   |
| April 29, 2024     | From v4 to v5   | Replacement | Intel® I225-LM 2.5 for Intel FoxPond1 I225-T1 2.5GbE   |
| May 23, 2024       | From v5 to v6   | Update      | HDD added to footnote No. 4 in back call outs image page   |
| June 6, 2024       | From v6 to v7   | Update      | Back call out image and section updated  |
| June 12, 2024      | From v7 to v8   | Correction  | M.2 PCIe row of Internal ports section corrected   |
| July 1, 2024       | From v8 to v9   | Addition    | Statement added to At a glance section for DM last bullet part.  |
| August 5, 2024     | From v9 to v10  | Correction  | DDR5-4800 4UDIMM memory card corrected to 128GB for TWR and SFF  |
| September 13, 2024 | From v10 to v11 | Update      | Disclaimer n.2 in back call out image updated  |
| November 1, 2024   | From v11 to v12 | Removal     | HP Single Mini Display Port Adapter to Display Port Adapter removed from AMO section                                 |
| November 6, 2024   | From v12 to v13 | Addition    | HP Single Mini Display Port Adapter to Display Port Adapter added back to AMO section                                |
| November 19, 2024  | From v13 to v14 | Update      | 256GB/512GB/1TB M.2 2280 PCIe NVMe SSD tables updated  |
| November 25, 2024  | From v14 to v15 | Update      | PCR% updated for Mini and SFF in Environmental section<br>Padlock into Padlock loop on call out images (SFF and TWR) |
| December 5, 2024   | From v15 to v16 | Addition    | UEFI Self Certification Level: 2.7B added to BIOS in SW section  |
| December 17, 2024  | From v16 to v17 | Addition    | Dust filter statement added to At a Glance section.  |
| January 15, 2025   | From v17 to v18 | Add/Removal | “Up to 4 displays” Statement for All form factors in AAG section<br>AIO’s Stand information “extra” table removed    |
| February 5, 2025   | From v18 to v19 | Addition    | NVIDIA® A400 4GB GDDR6 card added to Graphics  |
|                    | From v19 to v20 |             |  |
|                    | From v20 to v21 |             |  |
|                    | From v21 to v22 |             |  |
|                    | From v22 to v23 |             |  |
|                    | From v23 to v24 |             |  |
|                    | From v24 to v25 |             |  |
|                    | From v25 to v26 |             |  |
|                    | From v26 to v27 |             |  |
|                    | From v27 to v28 |             |  |
|                    | From v28 to v29 |             |  |
|                    | From v29 to v30 |             |  |
|                    | From v30 to v31 |             |  |